1. Open your Mail app

2. Tap the small gear

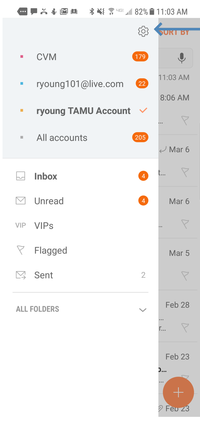

3. Tap Add account

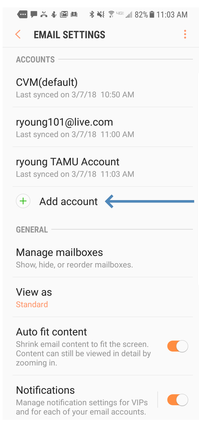

4. Tap Corporate

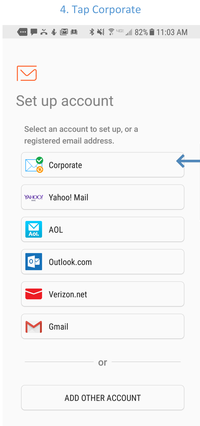

5. Tap MANUAL SETUP at the bottom of the screen.

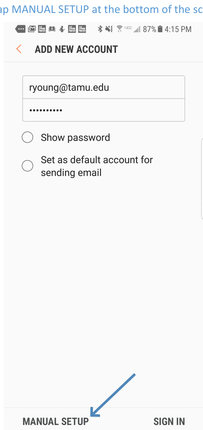
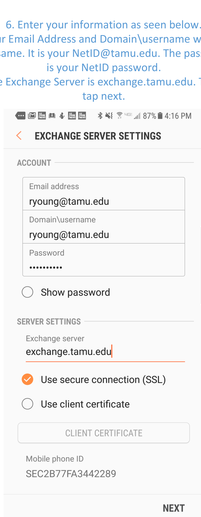
6. Enter your information as seen below. Your Email Address and Domain\username will be the same. It is your NetID@tamu.edu. The password is your NetID password. The Exchange Server is exchange.tamu.edu. Then tap next.