



CVM Today

News from the Texas A&M University College of Veterinary Medicine & Biomedical Sciences

Winter 2004 ♦ Vol. 6 No. 2



Animal Kingdom

Stevenson Center Dedicates New Wing



INSIDE

No Referral Needed ♦ A World of Opportunities ♦ Breathing Easier ♦ Taking the Lead


Winter 2004

Features

Animal Kingdom	2
<i>Stevenson Center Dedicates New Wing</i>	
No Referral Needed	3
<i>Emergency Service Benefits Both Man and Beast</i>	
A World of Opportunities	4
<i>Internship Gives Student Global Perspective on Veterinary Profession</i>	
Breathing Easier	5
<i>Yorkie Given Second Chance at TAMU</i>	
Taking the Lead	6
<i>Dr. Bonnie Beaver Installed as the New AVMA President</i>	

Departments

College News	14-15
In Memoriam	15
Development News	16
Etcetera	17
The Tail End	Back Cover



ONE SPIRIT
A&M
ONE VISION
THE TEXAS A&M CAMPAIGN



Contributors

Editor: Diane L. Oswald

Layout: Arthur Oakley IV

Photography: Larry Wadsworth

Contributing Writers: Jill Burke, Sophia Galvan, and Keith Randall

Advisory Board: John August, DVM; Ralph Crow; E. Dean Gage, DVM; Deborah Kochevar, DVM; Keith Randall; Terry Stiles; Charles Vrooman; and O.J. "Bubba" Woytek, DVM

Valuing Diversity

Embracing the Challenges of New Prospectives

In November, Dean H. Richard Adams began a six month development leave to work on the well known textbook he has edited, *Veterinary Pharmacology and Therapeutics*. He remains in contact with the College on key fronts including faculty hiring, building and facilities expansion, and special College events. We wish Dean Adams the best in his scholarly pursuits and look forward to his return in May!

In Dean Adams' absence, it is my privilege to update you on College of Veterinary Medicine & Biomedical Sciences (CVM) activities. And yes, the College, and three of our five departments, have new names! The names were approved in July by the TAMU Board of Regents and the Texas Higher Education Coordinating Board. The new names more closely reflect the broad activities of the College in both undergraduate education, through the highly regarded Biomedical Science program, and in biomedical research, an enterprise that is booming at the CVM. The former Department of Veterinary Anatomy and Public Health is now Veterinary Integrative Biosciences; the Department of Veterinary Small Animal Medicine and Surgery is Small Animal Clinical Sciences; and the Department of Veterinary Large Animal Medicine and Surgery is Large Animal Clinical Sciences.

In a May 5, 2004, *New York Times* editorial, Texas A&M University President Dr. Robert Gates wrote about the importance of sustaining a diverse and international component to graduate education in this country. His ideas were consistent with goals expressed in the University's Vision 2020 document on the value of internationalism and diversity to the future of Texas A&M University. As seen in this issue of *CVM Today*, students and faculty at the CVM are embracing diverse cultures, ideas and perspectives, and reaping the rewards associated with adapting to new intellectual environments.

Many CVM students recognize the value of diverse veterinary educational experiences and seek opportunities to serve or study internationally. These experiences include hands-on clinical work in developing countries, assistance with foreign animal disease research projects, and participation in public and animal health policy formulation. In March 2005, CVM students will celebrate the many facets of veterinary medical education by welcoming hundreds of their colleagues from across the country and around the globe for three days of learning and collegiality at the National Student American Veterinary Medical Association (SAVMA) Symposium to be held at Texas A&M University.

An invigorating faculty reinvestment plan, which will add over 400 new tenure-track faculty members to Texas A&M University over five years, is in full swing. The CVM will use this opportunity to increase its diversity, clinical expertise, and teaching and research excellence through recruitment of 37 new faculty members. Profiled in this issue are some newly hired CVM faculty who hail from multiple states, including Texas, and from several international venues including

Australia, Denmark, Germany and Taiwan. New and existing faculty members are engaged internationally through a diverse array of collaborative research projects and educational exchanges. Our new faculty members bring special talents that will further broaden perspectives in the teaching, research and service missions of the CVM.

The CVM also serves as a destination for international visitors who value the opportunity to exchange ideas on veterinary medical education and share strategies for sustaining global animal health and agriculture. CVM presentations have recently been made to international visitors from Kosovo, Moldova, Armenia, Ukraine, Turkey, Kazakhstan, Ethiopia and the veterinary college in Baghdad, Iraq.

Closer to home, the CVM continues to admit talented new students from a diverse pool. In August we welcomed 131 new veterinary students representing 26 different undergraduate majors. The Class of 2008 is almost 68 percent female with an average age of 23 years and a mean grade point average of 3.64. Fifty-one percent of first year students attended TAMU as undergraduates while 39 other schools supplied our remaining students. Although career aspirations admittedly change for many students over our four year curriculum, 36 percent of our incoming students began their studies intending to pursue mixed animal practice, 36 percent small animal/exotics, 12 percent equine, 7 percent food animal, with the remaining 9 percent planning careers in non-clinical areas. About 10 percent of our class is from ethnic minorities underrepresented in the profession. Intellectual, experiential and ethnic diversity in our incoming veterinary medical classes are all viewed as strengths that serve the College, the University, and the veterinary medical profession.

We encourage old friends and new to visit the CVM and meet our faculty, staff and students. They are what make our College an outstanding place to learn and work. Remember to mark your calendars for the Big Weekend, April 15–17, when we will host the Homecoming and Distinguished Alumni Awards Dinner, the professional program Awards and Honors Convocation, the White Coat Ceremony for VM1 students, Parent's Weekend and the Gentle Doctor Benefit Auction!

We value your input and thank you for your support of the College of Veterinary Medicine & Biomedical Sciences.

Best Regards,



Deborah Kochevar,
Associate Dean, Professional Programs
Wiley Professor, Veterinary Medical Education



Dr. Deborah Kochevar

Animal Kingdom

Stevenson Center Dedicates New Wing

It is the only center of its kind in the Southwest and one of a handful in the United States. It provides long term care for pets whose owners can no longer do so in a warm, home like atmosphere.

The Stevenson Companion Animal Life-Care Center recently dedicated a new 3,500 sq. ft. wing to its facility, making it even more comfortable and roomy for its current residents—14 cats, 11 dogs, a pony and a llama.

The new addition includes a large living room, memorial garden area honoring deceased residents, three canine living areas each with an adjoining exercise yard, two feline bedrooms, an aviary, and a student apartment with a living area and patio attached.

“More than \$600,000 was donated toward the expansion project,” said Dr. Henry L. (Sonny) Presnal, a retired veterinarian and director of the Center since 1998. “We are very grateful for the support we received from our many donors.”

Ninety-four pet owners from 18 different states have enrolled more than 250 animals that will eventually be under the care of the Center’s qualified staff.

The Center has an endowment in excess of \$4 million that is the result of providing a home for the current 26 animals and the 22 that are now deceased since the program received its first pets in 1993.

The new addition, as well as the rest of the facility, exudes a warm, home-like atmosphere. Pets enjoy lounging on comfy furniture, playing in their many exercise yards, being groomed and pampered by the Center’s staff and students or spending lazy afternoons snoozing on the back sun porch.

The Center, because of its close association with the College of Veterinary Medicine & Biomedical Sciences, offers many unique benefits. “We are still the only facility of this kind associated with a major university that offers the extent of care we provide to our animals,” Presnal said. “We also



The Stevenson Companion Animal Life-Care Center recently dedicated a new 3,500 sq. ft. wing to its facility. Pictured top (left to right) are Keith Stevenson, Dr. Henry Presnal and Mattie Stevenson. Pictured lower left is Ms. Shirley Newhard with resident kitty Jessica. Pictured lower right (left to right) Ellie Greenbaum with Al, senior resident dog, and Mattie Stevenson with Baby, one of Madlin Stevenson’s dogs.

have Texas A&M veterinary students who live at the Center to provide daily care and companionship for the animals. This is a wonderful opportunity for our students to gain animal experience. Also, with the salary and scholarship they receive and a great rent-free place to live, this allows them to keep their educational costs to a minimum.”

Pet owners establish an endowment with the Texas A&M Foundation generating a perpetual income to support the lifetime care of their animal. “When the pet passes away, the income from the endowment may be directed toward other college initiatives such as scholarships, a particular research project or can remain with the Center in accordance with the owner’s wishes,” said Presnal. “The endowment for each animal can be established by bequest through a will or trust or can be fully

paid-up at the time of enrollment with a considerable discount.”

The Center is named after the late Madlin Stevenson, a Houston-area animal fancier, and early major supporter of the project. Stevenson died in 2000 and her four cats, seven dogs, pony and llama came to reside at the Center upon her death. The Center is housed in the W.P. Luse Foundation Building, named for the foundation that was also a major contributor to the original facility.

People who enroll their pets in our program are ordinary people, emphasized Presnal, who share a special love for their animals. “They have accumulated some savings over the years, and this is where they choose to spend their money.”

Visit the Center’s web site at:
www.cvm.tamu.edu/petcare

No Referral Needed

Local Emergency Service Benefits Both Man and Beast

New protocol has been established for pet emergencies at the College of Veterinary Medicine & Biomedical Sciences Veterinary Medical Teaching Hospital's Small Animal Clinic, according to college officials. The new procedure eliminates the need for a local veterinarian's referral prior to treatment at the Clinic, which is benefiting veterinarians, their clients and pets alike.

"This is something the veterinarians have been requesting for awhile," said Dr. Maureen McMichael, a Diplomate of the American College of Veterinary Emergency Critical Care at the College of Veterinary Medicine & Biomedical Sciences. "It provides after-hours support for veterinarians and their clients when a pet emergency arises. Instead of having to call their local vet in the middle of the night or on a weekend for a referral, the client can bring their pet directly to the Small Animal Clinic for treatment."

The Small Animal Clinic staff is excited to offer a service that makes life easier for its clients. "A successful emergency service is an emergency service that never says no," according to McMichael. "After meeting with and hearing the wishes of veterinarians of the Brazos Valley Veterinary Medical Association, we wanted to do whatever we could to accommodate their needs."

The new service is not intended to take business away from area veterinarians, emphasized McMichael. "If we treat an animal during the night, we fax a report the next morning to the local veterinarian's office and the animal is transferred to the appropriate clinic or service that day," said McMichael. "We also refer the clients back to their local veterinarian for all routine care."

It is sometimes very hard for veterinarians to juggle private practice duties and also handle emergencies during the day and night, McMichael noted. "An emergency case might require anesthesia and surgery, which could throw off a vet's entire day, not to mention an evening or weekend. Our services are available to help in those types of situations as an alternative for area veterinarians."

With state-of-the-art equipment and a knowledgeable staff to handle all types of emergencies, the Small Animal Clinic is open for business 24 hours a day, seven days a week. McMichael, along with colleague Dr. Deb Zoran, DVM, Diplomate of the American College of Veterinary Internal Medicine, provide direct faculty oversight of the emergency service.

"Some veterinarians may choose to program their office phones to ring directly to the Clinic after hours on Monday-Friday and on weekends," said McMichael. "It's something veterinarians may want to consider if they need assistance after regular office hours, if they are going out of town, etc.," McMichael said.

Not only are veterinarians and pet owners reaping the



Dr. Barrett Gift, an intern at the Veterinary Medical Teaching Hospital, talks with a couple about their pet at the Small Animal Clinic.

benefits of this service, McMichael believes it is also valuable for the Veterinary Medical Teaching Hospital's faculty, staff and students. "It is giving our interns and residents a broader scope of educational experiences in the volume and variety of cases we are treating," she said.

The increased emergency staff coverage also offers time-saving support to surgery services. "For example, if all of our surgeons are in surgery and a dog is brought in with a fracture, the emergency team can step in and immediately begin care of the patient," McMichael explained.

"We can assess and stabilize the animal, administer pain medication, and do everything that needs to be done prior to surgery. This way the pet owner doesn't have to wait, the surgeon isn't pulled out of a surgical procedure and everybody is happy."

A World of Opportunities

Internship Gives Student Global Perspective on Veterinary Profession

Richard Reinap, a fourth year veterinary student from Texas A&M University, spent 18 exciting weeks this summer interning with government officials from some of the top public health organizations in the world including the World Organization for Animal Health (OIE) in Paris, France and the United States Department of Agriculture (USDA) in Washington, D.C.

He chose to pursue an alternative track course of study in addition to doing clinical rotations in the teaching hospital. Reinap's keen interest in effective leadership, persuasion, public perception, and how policy ties into these things led him to places and agencies that would have things to offer him.

"I definitely wanted to apply for the internship with the American Veterinary Medical Association – Governmental Relations Division (AVMA-GRD)," Reinap said. "I knew other students who had participated and everything I heard was positive."

After receiving approval for the AVMA-GRD internship, Reinap began surfing the Internet for other agencies that captured his interests. He checked out the OIE website and decided that he wanted to spend some time at the office that has global influence on animal health issues.

"I was given some contacts and e-mail became my friend," Reinap said. "I emailed Peter Fernandez, acting delegate of the OIE from the United States, and told him that I wanted to do an internship. It was approved and I was on my way to Paris," he recalled.

With two more weeks to fill on the schedule, Reinap decided that the USDA would fit in nicely since he was already going to be in Washington, D.C. for the AVMA-GRD internship. It also tied in beautifully with his OIE plans.

The College of Veterinary Medicine & Biomedical Sciences curriculum committee approved Reinap's internship proposal, and his first destination was the USDA. Dr. Kelly Preston, senior staff veterinarian for the USDA/Animal and Plant Health Inspection Service (APHIS) International Services, provided Reinap with helpful information and guidance.

"I had daily meetings with Dr. Preston, which helped prepare me for my visit to the OIE," Reinap said. "I met with key international services administrators and was added to a group e-mail list so that I could see first hand the items being handled on a daily basis."

Reinap was also exposed to the inner workings of the Eradication and Surveillance team who oversees everything from actual investigations of disease to the development of new programs. "I also spent time with Matthew Wittek, International Services Training Specialist," Reinap said. "He shed light on many programs from how the USDA is able to place veterinarians in the field in foreign



While interning at the USDA this summer, fourth year veterinary student Richard Reinap had the opportunity to meet representatives and senators from the State of Texas. Shown here is Reinap with Texas Senator Kay Bailey Hutchison.

venues to assist local agencies in disease programs, to dealing with potential threats to United States animal agriculture."

The two weeks at the USDA flew by and Reinap's internship with the AVMA-GRD was about to begin. He helped lobby for funding of a new program called the National Veterinary Medical Services Act by visiting with more than 15 Texas representatives' offices as well as the offices of both Senators Kay Bailey Hutchison and John Cornyn.

Capping off the internship was Reinap's experience at the OIE in Paris, France. "My primary goal was advancement of the OIE technical disease cards for posting on the OIE website," Reinap explained. "This was extremely educational because I learned new perspectives on how science impacts the role of veterinary medicine in a global society."

Reinap is very grateful to both the AVMA and the Texas Veterinary Medical Association (TVMA) for providing scholarships that helped make his experience a reality. "The veterinary profession continues to find new meanings," said Reinap as he reflected on his internship. "These experiences opened my mind to the unlimited possibilities for a person holding the degree of DVM or VMD."



Breathing Easier

Yorkie Given Second Chance at TAMU

Pet owner G.G. Verone was desperate to save her 5-year-old beloved Yorkie named Shado', who was diagnosed with a severe respiratory condition coupled with a collapsing trachea. After rushing Shado' to a veterinary hospital in California following a coughing spell that caused her to stop breathing, the veterinarian told her there was "one place in the country that might be able to save her life." That place was Texas A&M University.

"I was told that Texas A&M had a specialist on staff that had developed the only surgery that could address this problem," said Ms. Verone. "However, in his opinion she would not live long enough to make the trip."

Following another severe attack the next evening, Ms. Verone went on the Internet in search of an e-mail address for the doctor her veterinarian had mentioned. "I found Dr. Terry Fossum's name and emailed her. In the morning I checked my e-mail and not seeing an answer, I realized that I couldn't put Shado' through another day of suffering," recalled Ms. Verone.

She proceeded to call a vet that would come to her house and put Shado' down. "I made the appointment with the vet for later that day," Ms. Verone said. "I was home crying when the phone rang, and it was the vet calling to say that she was sorry but she couldn't come until the next day at noon. I checked the e-mail again, hoping against hope that there would be a message from Texas A&M."

A message had been sent from Dr. Fossum. She said they may be able to help and she would see if Dr. Phil Hobson, who invented the technique for fixing collapsed tracheas, could give her a call. "A few hours later Dr. Hobson called and after telling him about Shado' he said, 'if you get her here, I'll fix her!'" The next words out of Ms. Verone's mouth were, "We'll see you tomorrow!"

Ms. Verone was able to get a flight for 7 A.M. the next morning. The flight

was uneventful until they got stuck over Houston due to bad weather, and Shado' woke up and started to cough. "She couldn't stop despite the codeine cough medicine that I gave her repeatedly," she said. "It got progressively worse and by the time we landed, Shado' was in terrible shape."

Every second mattered as she ran for the rental car, but it wasn't ready. "Finally I got the car and a map, but



G.G. Verone and Shado'

"A few hours later Dr. Hobson called and after telling him about Shado' he said, 'if you get her here, I'll fix her!' ... Dr. Hobson has an angel on each shoulder. His genius, compassion and skill, coupled with God's help, saved Shado'."

— Pet Owner G.G. Verone

the navigation system, which was supposed to guide me, wasn't working," she recalled. "I pulled into a convenience store where a lady told me that I'd been going in the opposite direction from Texas A&M."



Dr. Phil Hobson

Shado' was getting weaker with each breath. "I started back, dodging in and out of traffic, all the while realizing that Shado' might not make it to the hospital," recalled Ms. Verone. "I began to drive faster and faster until I saw Highway 6 and made a right turn."

The road was straight; the weather was clear and there was no traffic. "I looked at Shado' and she had finally slumped over into the seat and her breathing was barely visible," said Ms. Verone. "I was crying and just then I came over a slight hill to see a highway patrol car in front of me. I glanced at the speedometer, which read 110. As I flew by, his lights and siren went on."

As the officer came to the passenger window, Ms. Verone opened it and in tears said, "My dog is dying and I'm lost trying to get to College Station where they can save her life." The officer said, "Don't worry, ma'am, you're almost there!" He drew her a map and said, "Follow these directions and ease up on the speed. She'll be just fine."

When they got to the hospital, Dr. Hobson was waiting for them. "Shado' was immediately taken to intensive care and given oxygen. Her condition was critical and she had to be stabilized before they could do anything," Ms. Verone recalled.

The surgery was a complete success. "Dr. Hobson has an angel on each shoulder," said Ms. Verone. "His genius, compassion and skill, coupled with God's help, saved Shado'."

Shado' is now well and living happily in California—chasing slow cats, per her doctor's instructions.

Taking the Lead

Dr. Bonnie Beaver Installed as the New AVMA President

Dr. Bonnie Beaver, a professor at Texas A&M University's College of Veterinary Medicine & Biomedical Sciences, was installed as the President of the American Veterinary Medical Association this past July at the association's national meeting in Philadelphia. Beaver is the second woman and the eighth veterinarian from Texas to serve as president of the 141-year-old, 70,000+ member organization.

In a speech at the opening session of the AVMA House of Delegates, Beaver addressed three areas of importance for her presidency—Excellence, Communication, and Animal Welfare. “As health care professionals,” said Beaver, “we are expected to deliver the highest quality of veterinary medicine in the private and public practice areas. For a small profession, we have a lot of responsibility. We serve two publics,” she added, “the animals and the people.”

“The ability of our profession to meet the diverse needs of society is as strong as it has ever been,” said Beaver. “Our challenge is to keep it that way.” The AVMA is working on excellence in professional activities on many fronts including education, diversity, productivity and quality of life, according to Beaver.

Educational evaluation programs will continue to undergo reevaluation and improvements to ensure they are the best, Beaver stated. “It is important that we all work to protect the educational excellence of our profession from challenges that are occurring or will occur from inside our borders as well as outside,” she emphasized.

“In order to effectively serve society with excellence, the profession must promote diversity,” said Beaver. “This applies to diversity in the expertise we have, and it applies to the racial, ethnic and gender diversity of our colleagues,” she added. “How can we fully appre-

ciate the nature of animal relations to African Americans, Native Americans, Asians, or Hispanics in our country,” asked Beaver, “if we do not seek out the best young people in those cultures?”

Communication establishes the relationship of veterinary medicine with society. The profession, according to Beaver, needs to make a concerted effort to educate the public and even members of the profession about who veterinarians are and what we do. “As a small profession,” said Beaver, “we must all speak with one voice in defense of the animal and human publics we serve. We must be willing to listen to each other so that we become advocates for all segments of our profession.”



Dr. Bonnie Beaver, right, cares for a feline patient at the Veterinary Medical Teaching Hospital. Beaver also serves as this year's president of the American Veterinary Medical Association.

“Veterinarians,” said Beaver, “are the ultimate authorities on animal welfare, and it is important that we retain this authority in light of challenges by animal rights activists and humane organizations, as has been made evident in recent newspaper attacks. As the world changes,” Beaver added, “our need to become more outspoken in this area has increased so the image of the veterinarian being the one true advocate for the animal is not lost. Animal rights activists are pushing their agenda in small increments under the guise of

animal welfare and with mistruths.”


In order for veterinarians to hold the position as leaders in animal welfare, according to Beaver, the AVMA must become more proactive in several areas. “First we must recognize that the animal industry and the general public have been asking us to lead in this area. In fact,” added Beaver, “they expect it.”

Beaver has proposed, and the AVMA Executive Board has accepted, a recommendation to develop a Task Force on the Legal Status of Animals to address the hot topics of animal guardianship and non-economic status of animals.

“To retain a high visibility as leaders in animal welfare,” said Beaver, “the AVMA will need to increase time resources and efforts in the area. This,” she added, “will mean instituting and phasing in a Division of Animal Welfare within the AVMA, staffed by veterinarians who remain current on the global aspects of animal welfare science and issues, and who are respected throughout animal related industries.”

Beaver is a charter Diplomate of the American College of Veterinary Behaviorists, and a former president of the Texas Veterinary Medical Association. Beaver is an internationally recognized authority on animal behavior, animal welfare and the human-animal bond. She has authored eight books, nearly 200 scientific articles, and presented over 400 seminars.

Beaver will serve as President of the American Veterinary Medical Association through the association's 2005 meeting in Minneapolis, MN, July 16-20, 2005.



Dr. Bonnie Beaver

A Lasting Impression

Some impressions last a lifetime and this happened to Dr. Clifton Pfeil, DVM '51, when the state veterinarian came to help solve a herd health problem at his family's dairy farm.

"The State Veterinarian impressed me; I was probably seven or eight years old. From then on, I decided I wanted to be a veterinarian."

"My father and my county agent took me to Texas A&M in the fall of 1946. I went into the Corp of Cadets, did my pre-veterinary work and then was accepted into veterinary school."

After graduation in 1951, Dr. Pfeil accepted a job in Waxahachie, Texas. A year before his graduation, he had told the veterinarian in Refugio "if you decide to leave, please let me know. I would be interested in your practice because Refugio is only five miles from Woodsboro, my hometown."

"Growing up during the depression years, we were a poor family. I have to thank my mother and father for making sure we got a good education. There were five of us children and all went to college. I'm very appreciative because my education allowed me to do what I wanted to do in my lifetime."

Dr. Clifton and Lenette Pfeil have spent their adult lives working together,



Dr. E. Dean Gage (right), Associate Dean for Professional Programs, presents the Mark Francis Fellow plaque to Dr. Clifton and Lenette Pfeil at the Mark Francis Recognition Luncheon held October 1, 2004.

raising a family and now they see the fruits of their labors. "Whatever I accumulated is because of my education at Texas A&M University and this would be a way to give back to the university."

"Lenette agreed with me, and our boys, Ken '80 and Ed '81, were supportive of the decision to present a gift to the College of Veterinary Medicine," said Pfeil. This gift is funded with a gift-deed of the remainder interest in their

home and veterinary facilities. With such gifts, known as live estate reserved gifts, the donors live in the home for their lifetime after which the property is sold by the Texas A&M Foundation and the funds are used to begin an endowment. The Lenette and Clifton Pfeil DVM '51 Endowed Fund will be used to support teaching and research in the Bovine Section of the Department of Large Animal Clinical Sciences.

Growing Again

The College of Veterinary Medicine & Biomedical Sciences has hired a number of new faculty this year through the signature program initiative funded by the university. The College is also in the process of filling several pre-existing faculty positions that have been vacant.

The College's Signature Program positions are committed to enhancing the critical mass and productivity in key selected areas of excellence. Recruiting was greatly facilitated when campus administration authorized clinical track appointments for some of the new positions if that option would lead to a net advance of the Signature Programs' efforts in teaching, clinical service or research.



The addition of a campus-approved option of hiring junior faculty into signature programs that had limited numbers of candidates because of a dearth of qualified academic candidates in particular fields, especially in clinical sciences, further facilitated recruiting success. Thus, the College will be adding some junior faculty who will have an opportunity to capitalize on senior faculty's expertise and mentorship skills as they grow their own careers in academia. Some senior full professors who bring with them a wealth of academic experiences and established programs will also be hired. In other words, the College has the opportunity to fine tune its approach to faculty growth during the next four years.

COLLEGE OF VETERINARY MEDICINE & BIO



Dr. Wesley Bissett

Dr. Wesley Bissett, Assistant Professor
Veterinary Large Animal Clinical Sciences
Education: DVM from Texas A&M University
College of Veterinary Medicine
Environmental health and epidemiology;
food animal medicine



Dr. Gladys Ko

Dr. Gladys Ko, Assistant Professor
Veterinary Integrative Biosciences
Education: BS in Biology from National
Cheng-Kung University in Tainan, Taiwan; MS
in Anatomical Sciences from National Yang-
Ming Medical College in Taipei, Taiwan; PhD in
Biomedical Sciences from Northeastern Ohio
University
Circadian neurobiology; synaptic plasticity



Dr. John DeBiasio

Dr. John DeBiasio, Lecturer
Veterinary Small Animal Clinical Sciences
Education: BS from the University of
Pennsylvania; DVM from Cornell University
Community practice; internal medicine;
emergency/critical care medicine



Dr. Melissa Libal

Dr. Melissa Libal, Associate Professor
Veterinary Pathobiology
Education: BA in Microbiology from Indiana
University; MA in Veterinary Microbiology
and DVM from University of California–Davis
Epidemiology of infectious disease;
antimicrobial sensitivity testing; bacterial
antimicrobial resistance



Dr. Barbara Gastel

Dr. Barbara Gastel, Associate Professor
Veterinary Integrative Biosciences
Education: BA from Yale University; MD and
MPH from Johns Hopkins University
Medical writing; science journalism



Dr. Charles Long

Dr. Charles Long, Assistant Professor
Veterinary Physiology and Pharmacology
Education: BS in Animal Science from the
University of Missouri; MS in Animal Science
from the University of Missouri–Columbia;
PhD in Veterinary and Animal Sciences from
the University of Massachusetts–Amherst
Mammalian developmental biology; gamete
and embryo physiology; embryonic stem
cells



Dr. Christine Heaps

Dr. Christine Heaps, Assistant Professor
Veterinary Physiology and Pharmacology
Education: BS in Kinesiology from the
University of Michigan; MA in Exercise
Physiology from the University of Texas–
Austin; PhD in Physiology from the University
of Missouri
Voltage-dependent potassium channels
contributing to adenosine-mediated
relaxation



Dr. Lars Mecklenburg

Dr. Lars Mecklenburg, Assistant Professor
Veterinary Pathobiology
Education: DVM and PhD from School of
Veterinary Medicine, Hannover, Germany
Dermatopathology; vascular pathology;
cutaneous abnormalities in transgenic mice;
toxicologic pathology of the retina



Dr. Bianca Hettlich

Dr. Bianca Hettlich, Clinical Assistant Professor
Veterinary Small Animal Clinical Sciences
Education: Ludwig Maximilian University,
Munich, Germany Med. Vet.
Neurosurgery; orthopedic surgery; surgical
diseases of the ear



Dr. Philip Mirkes

Dr. Philip Mirkes, Professor
Veterinary Physiology and Pharmacology
Education: BS in Biology from St. Norbert
College; MS and PhD in Zoology from the
University of Michigan
Developmental biology; developmental
toxicology

MEDICAL SCIENCES NEW FACULTY PROFILES



Dr. William Murphy

Dr. William Murphy, Associate Professor
Veterinary Integrative Biosciences
Education: BS from Illinois State University; PhD in Molecular Phylogenetics from Tulsa University
Feline genomics; comparative genomics; mammalian phylogenetics



Dr. Michael Ward

Dr. Michael Ward, Professor
Veterinary Integrative Biosciences
Education: BS in Veterinary Science from the University of Queensland in Brisbane, Australia; MS from the University of North Queensland in Townsville, Australia; MPVM and PhD from University of California–Davis
Infectious disease modeling and forecasting systems; vector-borne diseases; geographical information systems



Dr. Bo Norby

Dr. Bo Norby, Assistant Professor
Veterinary Integrative Biosciences
Education: Cand. Med. Vet. from the Royal Veterinary and Agricultural University in Copenhagen, Denmark; MPVM from the University of California–Davis; PhD from Michigan State University
Epidemiology of diagnostic tests; epidemiology of bovine tuberculosis; pre-harvest food safety



Dr. Danna Zimmer

Dr. Danna Zimmer, Associate Professor
Veterinary Pathobiology
Education: BA in Biochemistry/Biology from Rice University; PhD in Cell Biology/Biochemistry from Baylor University
The role of members of the S100 family of calcium receptor proteins in cancer and neurological diseases



Dr. Laura Peycke

Dr. Laura Peycke, Clinical Assistant Professor
Veterinary Small Animal Clinical Sciences
Education: MS and DVM from Louisiana State University; Diplomate, ACVS
Soft-tissue surgery; gastrodilatative volvulus



Dr. Brian Porter

Dr. Brian Porter, Assistant Professor
Veterinary Pathobiology
Education: BS and DVM from Texas A&M University
Experimental neuropathology and spontaneous neuropathology of domestic animals, especially *granulomatous meningoencephalitis*; other idiopathic inflammatory diseases of the canine nervous system



Dr. Maya Scott

Dr. Maya Scott, Clinical Assistant Professor
Veterinary Physiology and Pharmacology
Education: BS in Animal Science from the University of Arkansas; DVM from Oklahoma State University; PhD in Toxicology from Texas A&M University
Pharmacology; therapeutic drug monitoring; drug interactions

Insights

Dr. Barbara Gastel wrote the book on scientific writing, literally. She authored three books on scientific presentation and teaching, including *The Health Writer's Handbook*, of which there now exists an expanded edition that will be published in late 2004.

Not one to mute her creative side, Dr. Gladys Ko spends much of her free time composing and arranging music on her keyboards. She also creates beautiful harmonies with food. "I describe my cooking as an Italian-Taiwanese fusion," she says. "Well, at least my husband and kids love it."

A native of Stephenville, TX, Dr. Danna Zimmer is back in her home state after 15 years in Mobile, AL. Her husband and fellow professor is Warren Zimmer, PhD, of the Pharmacology and Toxicology Department at the Texas A&M University Health Science Center.

An avid outdoorsman, Dr. Charles Long's three favorite activities are hunting, fishing and farming. A husband and father, his three favorite little girls are his daughters Sierra, Brianna and Bailey.

With a MA in Veterinary Microbiology, Dr. Melissa Libal has a special interest in microorganisms and the diseases they cause. On the lighter side of life, Libal enjoys another form of microbiology—making beer!

Dr. Michael Ward, a self-proclaimed travel enthusiast, particularly enjoys trips that feed his passion for good food and cooking.

Before arriving at the CVM, Dr. William Murphy was a Senior Scientist at the National Cancer Institute's Laboratory of Genomic Diversity.

Dr. Philip Mirkes was a research professor in the Department of Pediatrics at the University of Washington before arriving at the CVM. A year after assuming that position in 1991, Mirkes was named the Associate Head of the department's Division of Congenital Defects.

Forging New Friendships

Three Iraqi veterinarians spent two weeks in August at the Texas A&M University College of Veterinary Medicine & Biomedical Sciences to learn how veterinary medicine is taught and practiced in the United States.

Dr. Majid Hamid Nijidi, Dean of the College of Veterinary Medicine at the University of Baghdad was accompanied by Dr. Majid Nassir Hussain, an assistant professor and assistant dean for administration, Dr. Ali Fuad Ibrahim, an assistant lecturer at the school, and Captain Lawrence Camacho from the United States Army's 1st Cavalry Division. The request to host the Iraqi veterinarians came from the United States Military and the United States State Department.

Faculty and staff from Texas

A&M University presented information on the student selection process and curriculum for the professional program, classroom technologies, academic departmental overviews and provided a tour of the Veterinary Medical Teaching Hospital for their Iraqi colleagues.

"We were pleased to assist the United States Military by hosting the veterinary delegation from Iraq and hope that we've helped to support their efforts to advance veterinary medicine and higher education in their country," said Dr. H. Richard Adams, Dean of the Texas A&M University College of Veterinary Medicine & Biomedical Sciences.

In 2003, the United States Military's 414th Civil Affairs Battalion, based out of Utica, NY, helped to renovate

the University of Baghdad, School of Veterinary Medicine which had been used by Republican Guard soldiers as a fighting position during the war. Although the facilities were never bombed, the battles fought there and the looting that followed caused considerable damage. The school reopened on October 4, 2003, and continues to receive support from around the world in the form of donated textbooks and supplies.

"Veterinary medicine is an important component in public health, food production, and it improves our quality of life through strengthening the human-animal bond," said Adams. "It was a great privilege for the College's faculty and staff to meet and share information with our colleagues and new friends from Iraq."



The College of Veterinary Medicine & Biomedical Sciences hosted three Iraqi veterinarians from the University of Baghdad. Pictured (left to right): Assistant Lecturer Dr. Ali Fuad Ibrahim; Administration Supervisor Dept. Veterinary Public Health, Dr. Majid Nassir Hussain; Dean H. Richard Adams, Texas A&M University; Dean Majid Hamid Nijidi, University of Baghdad; Captain Lawrence Camacho, United States Army.

Foreign Animal-Zoonotic Disease Center

Texas A&M University System Board of Regents formally approved creating the National Center for Foreign Animal and Zoonotic Disease Defense. The center was awarded to a consortium of universities led by Texas A&M University and will also be a component of the Department of Homeland Security.

Three other universities are involved—the University of Texas Medical Branch, the University of California at Davis and the University of Southern California. The center will also collaborate with several national and federal laboratories, officials said.

The consortium will share an \$18 million allocation from the Department of Homeland Security over the next three years.

The center has three main objectives: development of new diagnostics and vaccines; provision of new analytic methods for assessing the consequences of alternative strategies for preventing, responding to, or recovering from outbreaks of

zoonotic diseases; and an educational and outreach component.

The new center will focus on the threats posed by zoonotic diseases (those that can be transmitted from animals to humans) and foreign animal diseases. In its initial stages, the new center will concentrate on four specific diseases that are clear and present threats: foot-and-mouth disease, Rift Valley Fever, brucellosis and avian influenza.

The headquarters for the center will be physically located in the Texas A&M University Research Park.

Leading the center will be Dr. Neville Clarke, who has extensive experience as director of the Texas A&M University System's Agricultural Experiment Station and is past director of the United States Air Force's medical research and development program.



Dr. Neville Clarke

VetShare

Providing quality veterinary medical care in developing countries is often a challenge due to a lack of adequate supplies. Yet in the United States, many useable veterinary medical supplies are discarded or sit unused in clinics and hospitals. Lily Auliff, a third year veterinary medical student at Texas A&M University established VetShare International to distribute surplus veterinary medical supplies where they are needed most.

VetShare grew from a G.R. Dodge grant awarded to Auliff in 2003. She spent that summer disseminating information about VetShare to veterinarians and healthcare providers in the College Station and Houston areas. While surveying her garage full of unused veterinary medical supplies, she realized that VetShare had the potential to grow into a large-scale operation. Auliff decided to seek non-profit status and recruit additional volunteers to ensure the future success of VetShare International. In April of 2004, VetShare was recognized by the State of Texas as a non-profit corporation, and later obtained 501(c)(3) non-profit status.

The needs of each organization that receives assistance are unique and are determined by the community in which the organization is located. Donated items must be useable such as: items removed from sterile paper but not used or contaminated; items with a lapsed expiration date; partially used items; single-use items that have been resterilized; items in damaged packages; and items no longer used due to changes in technology, supplier or preference. Items such as computers, storage facilities and equipment (shelves, containers, etc.) are needed to maintain efficient and effective day-to-day operations.

As items are received, they are logged into a web-based database. Any item in inventory may be viewed on the website, and organizations interested in being considered for supplies can access the database via the Internet. Only non-profit organizations, educational institutions, and similar organi-



VetShare Board of Directors (from left to right): Angela Williams (Treasurer), Sara Thompson (Public Relations Chair), Karen Smith (Information Chair), Amanda Grba (Secretary), Lindsey Holmstrom (Vice-President) and Lily Auliff (President).

zations are considered, which ensures that the supplies reach those with the greatest need.

Since its inception in 2003, VetShare has facilitated the support of several veterinary medical organizations world-wide. The Rural Area Veterinary Services, which is operated by the Humane Society of the United States, has received supplies



Veterinary medical supplies and equipment are needed to support veterinary medical care around the world.

Since its inception in 2003, VetShare has facilitated the support of several veterinary medical organizations world-wide...Supplies have been sent to Compassion Without Borders, a non-profit organization that coordinates spay and neuter clinics in Mexico.

for use in impoverished communities in the United States, Central America, South America and the Pacific Islands. Supplies have been sent to Compassion Without Borders, a non-profit organization that coordinates spay and neuter clinics in Mexico.

VetShare sent veterinary medical books to the University of Baghdad Veterinary School, which was severely

looted during the war, as well as to two different universities in Mexico. A book drive is underway at Texas A&M University to collect books to send to Iraq and Afghanistan.

Texas A&M University veterinary students studying abroad are often recruited to carry and distribute supplies. For example, several large boxes of much needed supplies were sent to Ghana with four veterinary students who helped establish the Ghana Animal Welfare Society.

The future of VetShare depends upon the support of the veterinary and medical communities in the United States. The students at Texas A&M University are committed to the success of this growing organization. Further information regarding VetShare and how to get involved can be found on its website: www.vetshare.org

SAVMA—Texas Style

The Student American Veterinary Medical Association (SAVMA) is out to show that “Everything’s bigger in Texas” with its 2005 Symposium to be held at the College of Veterinary Medicine at Texas A&M University on March 10-12, 2005. The event will give students from around the globe a chance to experience the professionalism and hospitality of the College of Veterinary Medicine & Biomedical Sciences.

The annual symposium is designed to give students the chance to experience aspects of veterinary medicine that are not usually covered in their regular curricula. Students will enjoy lectures from experts in all areas of veterinary medicine including small animal, equine, bovine, research/lab, wildlife and exotic animal medicine. Wet labs will provide



students with the opportunity to get hands-on experience in exciting procedures such as large animal anesthesia and darting of exotic animals.

Never forgetting to add a little fun and friendly competition to their events, SAVMA will hold both athletic and academic competitions for students to show off their muscles and their brains. There will also be many opportunities for students to meet and exchange ideas with fellow colleagues at evening festivities like the Tex-Mex Fiesta and the Lone Star Gala that will feature a key-note speaker and presentation of awards

for the weekend's competitions.

Everything certainly is bigger in Texas and better at Texas A&M University.

A Winning Combination

Every student at the College of Veterinary Medicine & Biomedical Sciences knows the thrill of being accepted into an elite professional program, regarded as one of the best in the country. Now, the six students in the new Veterinary Medical Scientist Training Program (VMSTP) have the honor of being the first to be simultaneously accepted into Texas A&M University's Doctor of Veterinary Medicine program and a PhD program in their area of choice.

The DVM/PhD program allows students to optimize their experience in both the veterinary and graduate training programs through a flexible curriculum, which includes laboratory research, clinical rotations, and traditional veterinary and graduate courses. “I am very pleased the College of Veterinary Medicine & Biomedical Sciences has taken this step to support veterinary students in the pursuit of PhD degrees,” says Tanya Gustafson, a DVM/PhD candidate studying veterinary toxicology.

Considered extremely competitive, the program only enrolls two students per year. “These students demonstrated an excellent undergraduate scholastic record, outstanding letters of reference and evidence of a commitment to veterinary medicine and scholarly research,” says Program Director Dr. Garry Adams.

The combined program, which takes seven to eight years to complete, provides rigorous research and clinical training



DVM/PhD students: (back row, left to right) Virginia Snell and Quynhtien Tran; (front row, left to right) Tanya Gustafson, Lindsay Syler, Abraham Robinson and Abigail Casilo. These students demonstrated excellent undergraduate scholastic records, outstanding reference letters and a commitment to veterinary medicine and scholarly research.

to prepare for academic, private industry, clinical practice or government careers. “Being involved in both research and veterinary curriculum has been a positive experience,” says Gustafson. “I have come to appreciate how each requires different ways of thinking that seem to complement each other so well.”

Both the students and the program administrative staff have high hopes for the future of the program. “I have received much support from the faculty here at the CVM, and I hope that the program will gain more and more support as the need for veterinary scientists is appreciated and quality DVM/PhD candidates complete the program,” says Gustafson.

SAVMA President-Elect

Travis McDermott, third-year student at Texas A&M University's College of Veterinary Medicine & Biomedical Sciences, was elected Student AVMA President-Elect at the American Veterinary Medical Association (AVMA) Convention held in Philadelphia, PA, July 24-28, 2004.

McDermott will serve as SAVMA President-Elect until the association's March 2005 Symposium when he will be installed as the Student AVMA President. His term will run through March 2006.

As Student AVMA President, McDermott will attend AVMA Executive Board meetings, serve as a delegate to the AVMA Governing Board and participate on the AVMA Legislative Advisory Committee.

"I feel this is a great chance for me to represent Texas A&M University's College of Veterinary Medicine & Biomedical Sciences within both SAVMA and AVMA," said McDermott. "There will be many occasions to help educate and inform veterinary students of the opportunities available to them through organized veterinary medicine."



Travis McDermott

Cochran Fellowship Program

In November, veterinarians and agricultural administrators from Eastern Europe visited Texas A&M University's College of Veterinary Medicine & Biomedical Sciences to gain insight into veterinary medical teaching, research and service.



Six countries were represented in the 35-member delegation supported through the United States Department of Agriculture's Cochran Fellowship Program. The Cochran Fellowship Program's goal is to bring public and private sector professionals from selected developing nations to learn about various topics related to agricultural trade, management, marketing, policy and technology transfer.

Almost 7,600 international participants from 81 countries have participated since the United States Congress began making funds available in 1984 for training agriculturalists from middle income countries, emerging markets and emerging democracies.

The delegation included veterinarians and administrators from Kosovo, Moldova, Armenia, Ukraine, Turkey, Kazakhstan, and their interpreters. The program, presented by university faculty and staff, included an overview of veterinary medical education in the United States, regulatory veterinary medicine, avian diseases, vaccine development, biosecurity education and continuing education requirements for veterinarians.

A tour of the Veterinary Medical Teaching Hospital capped off the productive two-day meeting. As one of the delegation member's commented, "Everything is so impressive here."

Keeling Center Named

The University of Texas System Board of Regents has approved naming M.D. Anderson's Department of Veterinary Sciences facility near Bastrop, Texas, after its former longtime administrative director and internationally renowned chimpanzee expert Michale E. Keeling, DVM. Keeling, who graduated from Texas A&M University in 1966 with a bachelor's degree in veterinary science and a



Dr. Michale E. Keeling

doctorate in veterinary medicine, was the only administrative director of the department since its opening in 1975. The facility, now known as the Michale E. Keeling Center for Comparative Medicine and Research, honors the memory and contributions of Dr. Keeling who was killed in a car accident in December of 2003.

Keeling is credited with building the Bastrop campus' international reputation for laboratory animal science and comparative medicine as well as housing, care and re-socialization of chimpanzees. Under Keeling's administration, the department became one of only a handful of institutions to participate in the National Chimpanzee Breeding and Research Program.

"Mike Keeling was a gifted veterinarian and scientist who had great vision for biomedical research," says M.D. Anderson President John Mendelsohn, MD. "He built a world-class center for veterinary resources from scratch and, as a tribute to him, the campus continues to thrive and grow."



Veterinarians and agricultural administrators from six countries in Eastern Europe visited the College to gain insight into veterinary medical teaching, research and service.

New Names, Same Mission

The Texas A&M University Board of Regents and the Texas Higher Education Coordinating Board approved a new name for the College of Veterinary Medicine and three of its academic departments.

The College of Veterinary Medicine is now officially the College of Veterinary Medicine & Biomedical Sciences. The former Department of Veterinary Anatomy & Public Health is now the Department of Veterinary Integrative Biosciences. The former Department of Large Animal Medicine & Surgery is now the Department of Large Animal Clinical Sciences. And the former Department of Small Animal Medicine & Surgery is now the Department of Small Animal Clinical Sciences. These new designations are effective immediately; however, stationery, directory listings, and signage will gradually be replaced.

“After college efforts reaching back well over a decade, I am pleased to announce a historic change for the nomenclature of our college and three departments,” said Dr. H. Richard Adams, Dean of the College of Veterinary Medicine & Biomedical Sciences. “These changes better

reflect the depth and breadth of veterinary medical science today and our commitment to graduate future biomedical scientists at both the graduate and undergraduate levels, in addition to our traditional responsibility of educating veterinarians.”

“Inclusion of Biomedical Sciences in our college name not only acknowledges our unique 2000-student undergraduate baccalaureate degree in Biomedical Sciences; it also lends emphasis to our biomedical research program that generates over \$20 million per year in grant and contract awards,” added Adams.

Dedicated to serving the State of Texas, Texas A&M University’s College of Veterinary Medicine & Biomedical Sciences is one of only 31 colleges of veterinary medicine in the United States and Canada. Texas Aggie veterinarians proudly serve our state, our nation and indeed the world in countless ways. From highly sophisticated veterinary practices serving the residents of Texas and their animals, to military, industrial, government, and university roles, Aggie veterinarians hold positions of prestige and responsibility.

Enhanced Learning: New Response System a Hit

And the survey says...the new Classroom Performance System (CPS) is a winner. With this interactive response system, students at the College of Veterinary Medicine & Biomedical Sciences can feel like they’re winning (or losing) on a game show every time they attend class. More importantly, the technology fosters a more effective learning environment for both students and instructors, says Associate Professor Dr. Timothy Cudd.

Most instructors know the frustration of asking a question to the entire class and getting a room full of blank stares instead of answers. “When you’re teaching difficult concepts and you want to know how effective your presentation was, you can use the system to ask questions to test the students’ understanding,” explains Cudd. Students then use a remote, very similar in size and appearance to a television remote, to enter their answer choice.

To protect students from the temporary embarrassment of entering an incorrect answer, their selections are anonymous. The rest of the class sees only a graphic representation of the entire class’s responses.



Students aim their Classroom Performance System (CPS) remotes to answer a question. Instructors used the CPS for the first time this fall to monitor students’ responses to group questions.

If the student answers incorrectly, they can’t “phone a friend” but they can ask their instructor for help. The instructor can then explain to students why their response was incorrect and how they can improve their understanding of the material. “The fact that the student is forced to commit to an answer greatly enhances their ability to learn from their mistakes,” says Cudd.

In his own class, Cudd has used the CPS to create a bonus system where students can earn bonus points by answering questions correctly. “It encourages

students to attend class, remember to bring their remotes and keep up with the material,” he says. “Because the questions are similar to the ones that will appear on exams, the system helps students prepare.”

The CPS, in use at the college for the first time this fall, is utilized by all first-, second- and third-year veterinary students. Students, along with their instructors, are discovering the benefits of this new technology, including a more effective and enjoyable learning environment.

Presidential Appointment

Defense Secretary Donald H. Rumsfeld announced June 22, 2004, that Army Colonel Michael B. Cates has been selected as Chief of the Army Veterinary Corps and President Bush has nominated him for appointment to the grade of brigadier general. Cates graduated from Texas A&M University College of Veterinary Medicine in 1980. Cates is currently serving as the Commander of the 100th Medical Detachment, 30th Medical Brigade, V Corps in Heidelberg, Germany. In addition to his duties as the Chief of the Army Veterinary Corps, he is pending assignment as Commanding General, Center for Health Promotion and Preventive Medicine, Aberdeen Proving Grounds, Maryland.

A Real Winner!

Dr. Oscar "Bubba" Woytek, Senior Director of Development for the Texas A&M University College of Veterinary Medicine & Biomedical Sciences, is this year's recipient of the prestigious Texas A&M Foundation Trustee Award.

"Dr. Woytek has been a positive force on the development team at the Foundation for the past 15 years. His fund-raising initiatives have consistently yielded high expectations and successful results," said James J. Palincsar, Sr. Vice President for Development, Texas A&M Foundation.

Woytek's association with the College of Veterinary Medicine & Biomedical Sciences has produced notable results and has financially enriched student, faculty and academic programs. "The creation of the Stevenson Companion Animal Life-Care Center has given Texas A&M a national showpiece," Palincsar noted. "Colleagues from around the country have visited the Center to get ideas on how to start such a program."

Woytek, a 1965 graduate of the College of Veterinary Medicine, has earned the respect of veterinarians across the state and nation. "He consistently promotes personal, professional, and organization development while fostering loyalty among former students and friends of the college," said Palincsar. "Dr. Woytek is very deserving of this honor."

IN MEMORIAM

1939

Percy C. Enge of Phoenix, AZ, died May 7, 2004

1940

Elmer Christopherson of Salem, OR, died Aug. 9, 2004

1941

G. Driskill Stallworth of El Campo, TX, died June 7, 2004
Thomas E. Fortson of Crowley, LA, died July 4, 2004

1942

Olaguibeet A. Lopez-Pacheco of San Juan, Puerto Rico, died July 31, 2004

1943

Robert B. Wilcox of Groves, TX, died Sept. 5, 2002
Richard M. Hancock of Tilton, NH, died Aug. 1, 2004
Norman Holm of LaPorte, IN, died Sept. 27, 2004

1944

Robert L. Morin of Clinton, IL, died Feb. 4, 2004

1945

W. L. Pelot of Joplin, MO, died Aug. 24, 2004

1946

Grant Ernest Blake of Corvallis, OR, died Dec. 24, 2003
William R. Strieber of Hyattsville, MD,

died Apr. 25, 2004

Dan Hightower of San Antonio, TX, died Sept. 9, 2004

1947

James Alexander Wright of Cleburne, TX, died June 14, 2004

1948

Harold L. Hurst of Orange Park, FL, died Jan. 9, 2003
Owen Dean Baker of Tauranga, New Zealand, died Sept. 2, 2004

1949

Lt. Col. Richard Bass of McKinney, TX, died May 6, 2004
Joe Eldon Cox of Arkadelphia, AK, died June 15, 2004
Verdes H. Ueckert of Columbus, TX, died Sept. 5, 2004

1951

Joe L. Markham of Fort Worth, TX, died June 23, 2004
Kenneth R. Parkhill of Livingston, TX, died Sept. 12, 2004

1953

Donald D. Pate of Robbins, NC, died Feb. 28, 2000

1955

Lawrence Waidhofer of Houston, TX, died May 18, 2004
Gene L. Watts of Gainesville, TX, died Oct. 26, 2004

1958

Alton William Perry of Houston, TX, died Oct. 17, 2004

1960

John T. Vance III of DeQueen, AR, died July 14, 2000
John Lynn Barkley of Forth Worth, TX, died July 3, 2004
Judge E. Sandusky of Hondo, TX, died Oct. 11, 2004

1967

Robert M. Letscher of Walker, LA, died Mar. 15, 2004

1970

Corliss Vileta of Flora, TX, died June 25, 2004

1972

Grace C. Robinson of Dallas, TX, died Feb. 6, 2004

1975

Grady R. Ellis of Jacksonville, TX, died Aug. 31, 2004

1978

Kimberly A. Michels of Destrehan, LA, died Apr. 19, 2004

1981

Jana B. Williams of Houston, TX, died Mar. 11, 2004

1991

Katherine M. Kellner of Stafford, TX, died June 12, 2004

Making a Difference

DR. E. DEAN GAGE JOINS DEVELOPMENT TEAM

Dr. E. Dean Gage '66, Executive Director of Special Projects and the Center for Executive Leadership in Veterinary Medical Education at the College of Veterinary Medicine & Biomedical Sciences, is joining our development team to work with major gifts and corporate supporters of the college. How many colleges have the benefit of having a former president of their university working to support their future needs and goals? We are truly fortunate and welcome Dr. Gage's experience and expertise. Please do not hesitate to contact Dr. Gage, Dr. Sonny Presnal or my office if you have questions or suggestions on ways to financially help our college reach its goals of excellence.

2005 OUTSTANDING ALUMNI AND CVM HOMECOMING

The 2005 Outstanding Alumni Recognition Dinner and Homecoming activities are set for April 15th–16th. On Friday evening, the college will recognize outstanding alumni at the George Bush Library Conference Center. The evening will begin with a reception at 6:00 P.M. followed by the recognition dinner at 7:00 P.M. To receive a nomination packet, please contact our office at (979) 845-9043 and Noell Vance will be happy to mail one to you. Please remember that all nominations must be received in our office no later than **Friday, January 7, 2005.**

As you are probably aware, this event kicks off this year's Homecoming Weekend for the College. There will be tours of the College scheduled for Saturday morning and many of our veterinary medical classes will be planning luncheons where they can get together and reminisce. Later that afternoon, the Gentle Doctor Benefit Auction will take place at Reed Arena. This event is the perfect place to visit with former classmates and bid on hunting and fishing trips and many other items that will benefit the College and our DVM students. Our first annual auction last April was highly successful and we are looking forward to another great evening of fun and fellowship. Please plan on joining us for this wonderful event!

WALK OF HONOR BRICK PROGRAM

We are offering engraved bricks for our *Walk of Honor* at the new CVM entry foyer, and what better time to buy a brick

to honor or memorialize someone than during the holiday season. We will mail the donor and the honoree a beautiful certificate suitable for framing. Everyone wins—the College, the donor and the honoree. Remember, \$200 from the cost of the brick can be directed to your area of interest and only \$50.00 is used to pay for the engraved brick. We invite you to honor and/or memorialize special family members, pets or someone who has been important in your life. Please see our website at www.cvm.tamu.edu/giving for a *Walk of Honor* brick form, or call us at (979) 845-9043 and we will be pleased to mail you a brochure.



Dr. O.J. "Bubba" Woytek

ONE SPIRIT
A&M
ONE VISION

THE TEXAS A&M CAMPAIGN

CLASS ENDOWED SCHOLARSHIPS

The class of '55 has now reached the endowed level of \$25,000 for their class scholarship. This makes six endowed class scholarships—'41, '51, '55, '65, '70, and '75. Many other classes are well on their way to reaching their goal, so let's keep the momentum going and complete these for every class. The income from these endowed scholarships will help veterinary medical students with the growing costs of veterinary medical education.

ONE SPIRIT ONE VISION

The Texas A&M University Capital Campaign is successfully moving toward a goal of \$1 billion. Our College has now exceeded \$55 million with over two years to go. This is a direct reflection of the interest, support and hard work of you, our friends and graduates. We thank each of you for making this campaign so successful. Wouldn't it be great to see the College reach \$100 million? It can be done with all of us working together to make it happen.

We wish all of you a safe and happy holiday season and a very prosperous and healthy 2005.

– Dr. O.J. "Bubba" Woytek,
Senior Development Officer
DVM '65

Supporting Role

The DVM/MBA degree program at Texas A&M University received a \$5,000 student scholarship for the current year from Pet's Choice, a family of 48 veterinary hospitals located throughout five states.

The University's College of Veterinary Medicine & Biomedical Sciences and Mays School of Business launched the DVM/MBA degree program in Fall 2003. Graduates of this program will be prepared for leader-

ship roles in many areas of veterinary medicine and business with specific MBA training in leadership, management, human resources, teambuilding, communications, marketing, finance, accounting, strategy and technology.

Thanks for the Memories

It sounds like a Yogi Berra-ism, but it's true: sometimes we forget to remember.

Your memory can be improved, but it needs a daily workout and motivation to do so, says a Texas A&M University researcher who has written a book after studying memory—and lack of it—for almost 40 years.

Dr. W.R. (Bill) Klemm, who has a doctor of veterinary medicine degree and a doctorate in neuroscience—two good reasons to believe that he has a pretty good memory himself—says, “After 40 years as a college professor, I’ve concluded that the single most important thing about success as a student is not a high IQ but how much a student remembers from the instruction.” His book, *Thank You Brain, For All You Remember (What You Forgot Was My Fault)*, is a how-to tome about not only keeping memory but improving it.

“Poor students are poor students because they don’t know how to memorize efficiently,” Klemm says. “Memory is a skill that can be learned, and that’s the whole point of the book.”

Klemm notes that there are four major obstacles to memory: information overload, multi-tasking, stress and lack of sleep. “Information overload and multi-tasking make it hard to pay attention and to concentrate,” he explains. “Stress and lack of sleep can prevent us from remembering things we should.”

One of the most important things memory experts have learned in the last few years is that a healthy lifestyle is critical to good memory skills, and that means eating well and exercising, especially some type of aerobic exercise.

“It’s also important to believe that you can remember things well,” Klemm adds. “This has two effects. It relieves

the anxiety and fear of forgetting that can impair memory, and it forces you to do the memory-assisted things that assure that you do remember well. In other words, it makes you live up to your expectations of yourself.”

One good tip he recommends to sharpen memory skills is to challenge yourself mentally. That could include doing crossword puzzles, reading, problem solving, playing chess, “anything that challenges and stretches your brain,” Klemm says.

“I have never made a formal study of this, but the group of 80- and 90-



Dr. W.R. (Bill) Klemm says staying mentally active enhances memory.

year-old practicing scientists I know seem to have much better memories than people in the general population of comparable age,” he notes. “Look at all of the older comedians like Bob Hope, Milton Berle, Red Skelton and others who were 85-plus and were still memorizing hundreds if not thousands of jokes every year.”

That brings up a subject that memory experts have debated for years: memory and age. Klemm says that the old saying that life begins at 40 doesn’t apply to memory—most people have a steady decline in memory loss beginning at about age 40. It doesn’t necessarily mean a total memory loss, but rather a slowing down in general reactions and concentration spans, he says. “The most obvious example is a slowing down in the ability to recall names,” Klemm explains.

“Some, if not most, memory deterioration with age is attributed to disease. Diabetes, high blood pressure and alcohol abuse can all be major factors in your ability to remember,” he says. “When you’re older and you can’t remember things, people say you’re having a ‘senior moment.’ But it could be that disease is playing more of a role than you think.”

Klemm offers helpful tips at the end of each chapter to improve memory, more than 150 tips in all. Some include:

- Take vitamins and exercise daily
- Take aspirin
- Music, at least instrumental music, may help improve memory
- Have a good mental outlook—your feelings can interfere with memory, and one of the reasons some schools fail is that they have to teach kids who have bad emotions and attitudes
- Sadness and depression can impair memory
- Make up acronyms for things you want to recall
- Get plenty of sleep—even one hour less than you need can significantly impair memory
- Eat a “pro-memory” diet, one low in saturated fats and high in fruits and vegetables
- Work harder at paying attention because this ability usually declines with age
- Memory crutches, such as post-it notes and to-do lists are okay but don’t let them be used as a substitute for exercising your memory

Klemm’s best advice? “Stay active, both physically and mentally,” he stresses. “I am now 70. In the last few years, I’ve averaged about six scholarly papers a year, I’m working on two more books and I’m involved in three federal research grants. I’ll be the first to say I don’t have the memory I did when I was 20, but my memory is still relatively sharp because I work on it. Everyone else should, too.”

2nd Annual Gentle Doctor Benefit Auction

Your participation and generous support made the first Gentle Doctor Benefit Auction (2004) a huge success. Over 800 guests and 350 donated items helped raise almost \$100,000 for the College of Veterinary Medicine & Biomedical Sciences Endowed Scholarship Fund. These funds will provide scholarships for current DVM students.

Come join us April 16, 2005, for the Second Annual Gentle

Doctor Benefit Auction. Please make your reservations early. Auction item donations may be sent to Gentle Doctor Educational Program, College of Veterinary Medicine & Biomedical Sciences, TAMU 4461, College Station, TX 77843-4461 (preferably by April 1, 2005). Corporate and individual sponsorships are available. For additional information, call Sherry Adams at (979) 845-5053, or via email: sadams@cvm.tamu.edu


"Aggie" the Snake

Aggie is a corn snake bred by Teresa Shisk, a veterinary technician in Texas A&M University's Veterinary Medical Teaching Hospital, and her friend, Frank Saling. Believe it or not, Aggie is maroon and white and has the letter 'A' emblazoned on her head.

Three years ago, Shisk says, Frank bred a red albino corn snake to a banded king snake. One of the offspring was a black, white and yellow 'King Corn' or Jungle Corn snake. He bred this snake to another red albino.

"The idea was to come up with a new color combination," according to Shisk. "He was attempting to breed in more red and less yellow. There were six eggs in the clutch. Three were albinos that turned out orange and white. Three were the snakes that we have dubbed the 'Aggie' snakes."

"I wish we could say that we set out to make an 'Aggie Snake,' but they were just a wonderful coincidence," says Shisk, "Even people that are normally afraid of snakes, want to see and hold the 'Aggie Snake.' It's been very cool!"



College Highlight Calendar

SPRING SEMESTER 2005

January 5	First Day of Spring Semester Classes
January 17	Martin Luther King, Jr. Holiday for 1VM, 2VM and 3VM
March 9-11	SCAVMA Symposium at TAMU
March 14-18	Spring Break
April 9	Open House
April 11-23	NAVLE Examination
April 15	Honors Convocation
April 15	Outstanding Alumni Dinner
April 15-17	Homecoming and Parent's Weekend
April 16	Gentle Doctor Benefit Auction
April 29	Last Day of Spring Semester Classes
May 2-6	Spring Semester Final Examinations
May 9	First Day of New 4VM Clinical Year
May 12	DVM Commencement at 2:00 P.M. in Rudder Auditorium
May 30	Memorial Day Holiday



CVM Today
 Office of the Dean
 College of Veterinary Medicine & Biomedical Sciences
 Texas A&M University
 College Station, TX 77843-4461
www.cvm.tamu.edu

NON-PROFIT ORG.
U.S. POSTAGE
PAID
COLLEGE STATION
TEXAS 77843
PERMIT NO. 215

CHANGE SERVICE
REQUESTED