



CVM Today

News from the Texas A&M University College of Veterinary Medicine and Biomedical Sciences

Summer 2005 ♦ Vol. 7 No. 1



SAVMA Symposium 2005

A Texas-Sized Event

INSIDE

Paris Texas ♦ Reach Out and Touch ♦ A Changing Profession ♦ Happy Trails

Summer 2005

Features

SAVMA Symposium 2005.....2-3
A Texas-Sized Event

Paris Texas 4
Cloned Horse Makes His Debut at Texas A&M

Reach Out and Touch..... 5
Professors Share Passion for Learning with Budding Scientists

A Changing Profession..... 6
Dr. Bonnie Beaver Says Bioterrorism Will Be a Challenge for the Class of 2005

Happy Trails 7
Drs. Wolf and Johnson Retire After Successful Careers

Departments

College News.....14-15
In Memoriam 15
Development News 16
Etcetera..... 17
The Tail End..... Back Cover



ONE SPIRIT
A&M
 ONE VISION
THE TEXAS A&M CAMPAIGN



Contributors

Editor: Diane L. Oswald

Layout: Arthur Oakley IV

Photography: Larry Wadsworth

"Snapshot of the Human-Animal Bond" photo by Dr. Tracy Colvin, DVM Class of '98

Contributing Writers: Jill Burke, Katie McKeever, Keith Randall, Becky McKay, and Ann Ham

Advisory Board: John August, DVM; Ralph Crow, E. Dean Gage, DVM; Deborah Kochevar, DVM; Keith Randall; Terry Stiles; Charles Vrooman; and O.J. "Bubba" Woytek, DVM

Our Greatest Assets

The CVM Family Makes a Difference

Having just returned from development leave, I almost can't believe how many events have occurred and how much has been accomplished at the College of Veterinary Medicine and Biomedical Sciences over the past six months. These achievements confirm that the greatest assets of any organization are the individuals who support it.

First, let me personally thank Dr. Debbie Kochevar who served as interim dean, and Drs. E. Dean Gage and Garry Adams for their hard work and diligence in assuming various duties to ensure that the daily operation of the College continued to progress smoothly in my absence. I would also like to thank the Dean's Office staff, especially my special assistant Sherry Adams, for seamlessly supporting their efforts.

The faculty, students, and staff at the college reached many milestones this year, and it is with tremendous pride in their accomplishments that I would like to mention a few of them.

Our professional students coordinated one of the most successful Student American Veterinary Medical Association Symposium (SAVMA) of record with approximately 2,000 attendees from the United States and abroad. Over 250 of our veterinary students provided the leadership and support for this educational meeting while offering several opportunities for networking and enjoying Texas hospitality. Faculty and staff provided support as needed, as the symposium was a resounding success. We are proud of our students, college, and university and were honored to serve as the host institution for this year's symposium.

This year marked the Second Gentle Doctor Benefit and it was truly an event to remember. Friends of the college, faculty, staff and students worked together to raise funds in support of scholarships for our veterinary medical students. Hundreds of items

including artwork, services, and trips were offered for auction. A "Diamond Dig" sponsored by Besco Jewelers and student-built dog houses provided Kim Carlson's construction materials and methods class in the College of Architecture were new additions to the auction. It was particularly rewarding this year because four students, Travis McDermott, Jennifer Elizondo, Austin Neely and Peter Nghiem, were named as the first recipients of the Gentle Doctor Educational Scholarships presented at the College's Annual Honors Convocation.

The College's Gentle Doctor Benefit, Homecoming, Outstanding Alumni, and Parent's Weekend continue to grow as watershed events, bringing together practitioners, professional students and their families and many other friends of the college. This is the one time each year when we all can gather together to honor our profession, our students, and to enjoy renewing old friendships.



Dean H. Richard Adams

The College is continuing its rapid growth phase, adding more faculty, research laboratories, and hospital diagnostic/therapeutic capabilities—more on these major upgrades in future editions of CVM Today.

In the meantime, drop by the College when you're near Texas A&M University; the coffee is always hot!



This year's Gentle Doctor Benefit included live and silent auctions and a diamond dig to help raise funds for scholarships for veterinary medical students.

SAVMA Symposium 2005

A Texas-Sized Event

In March, 2005, approximately 2,000 veterinary students from around the globe gathered at Texas A&M University to attend the annual Student American Veterinary Medical Association Symposium (SAVMA). The annual event was organized and coordinated entirely by and for veterinary students as a way to learn about the latest veterinary topics and to network with fellow future and current veterinarians.

Third-year veterinary students Travis McDermott, Jeanna Montgomery and Amber Williams provided leadership for over 250 Texas A&M veterinary medical students who planned, organized and coordinated this monumentally successful event.

McDermott served as the meeting's general manager, Montgomery was the program chair and Williams was the business chair. The theme was "Everything's Bigger in Texas," so coordinating everything was no small task. "Jeanna organized all of the lectures, wet labs, travel and lodging, and Amber was responsible for fundraising, public relations and other business functions," said McDermott. "They did a wonderful job."

The three-day event consisted of lectures ranging in topics from Common Infectious Disease of Companion Birds to Career Opportunities with Food

Safety Inspection Service, USDA. Additionally, numerous wet labs were presented by experts in various veterinary medical fields. Academic and athletic competitions and several social functions were also scheduled to ensure competition and camaraderie.

"We got to bring students here from all over the world and showcase our University. I am really proud of our College, University and our city," said McDermott.

Saturday evening included a keynote address by national TV celebrity Jeff Corwin, two-time Emmy winner of Animal Planet Network's wildlife adventure series *The Jeff Corwin Experience*. The symposium concluded with a "Lone Star Gala" at the Hilton Conference Center leaving attendees with wonderful memories of an eventful weekend.

"My favorite memory was the last night when Travis, Jeanna and I were standing together in the Hilton, our hearts soaring, smiles on our faces, more tired than we had ever been in our lives, (champagne in our hands) and we just looked at each other...we toasted and said 'WE all did this! Guys, we can do ANYTHING from here.' It was the most fulfilling moment of my life," said Williams.



Left: The many academic competitions held throughout the symposium proved to be both challenging and fun for the students.

Above: Dr. Michael Willard provides students with hands on experience in SAVMA's Gastrointestinal Endoscopy & Diagnostics Lab.

Top Right: A veterinary student learns more about caring for box turtles in SAVMA's Reptile Handling & Clinical Techniques Lab.

Right: Laura Peters from the University of Illinois tries her hand at darting practice in SAVMA's Wildlife Immobilization: Equipment Handling, Dart Making & Target Practice Lab.





SAVMA President

McDermott Says He's Learning More About the Profession

Texas A&M University's College of Veterinary Medicine and Biomedical Sciences enjoyed a unique dual distinction for approximately five months—that of having had a professor and a student head the top two veterinary posts in the country at the same time. Travis McDermott and Dr. Bonnie Beaver held titles simultaneously as president of the Student American Veterinary Medical Association (SAVMA) and president of the American Veterinary Medical Association (AVMA), respectively.

McDermott, a third year veterinary student from LaGrange, Texas, was installed as the Student AVMA President at the association's 2005 symposium held in March at Texas A&M. Beaver served as President of the AVMA from July 2004 through to the association's

2005 meeting in Minneapolis, MN, July 16-20, 2005. Beaver was the second woman and the eighth veterinarian from Texas to serve as the President of the 141-year old, 70,000-plus member organization.

As Student AVMA President, McDermott is attending AVMA Executive Board meetings, serving as a delegate to the AVMA Governing Board and participating on the AVMA Legislative Advisory Committee.

"There is a lot of time and travel involved in serving the Association and I am certainly learning a great deal about the profession," said McDermott.



Travis McDermott




Top Left: Kanika McApline from Auburn University took a break from SAVMA's lectures and labs to climb the rock wall at TAMU's Recreation Center.



Left: The Tex Mex Fiesta at Reed Arena offered a relaxed, fun atmosphere for students to get to know each other.

Below: As members of the SAVMA steering committee, Amber Williams, Travis McDermott and Jeanna Montgomery provided leadership for a highly successful meeting!



Paris Texas

Cloned Horse Makes His Debut at Texas A&M

With the birth of a bay-colored foal named Paris Texas on March 13, Texas A&M University became the first academic institution in the world to have cloned six different species. Previously, researchers at the College of Veterinary Medicine and Biomedical Sciences have cloned cattle, goats, pigs, a deer and a cat.

Paris Texas, a privately owned colt, was cloned from the adult skin cells biopsied from its genetic donor by French collaborating laboratory, Cryozootech, a company dedicated to preserving the genes of exceptional horses for their use in producing cloned offspring.

"The great thing is that Paris Texas is healthy; this is certainly the goal of our work," said Dr. Katrin Hinrichs, lead scientist on the project. Hinrichs is a veterinarian and professor at the College, and heads Texas A&M's Equine Embryo Laboratory. Hinrichs and Dr. Young Ho Choi, an associate research scientist in the Equine Embryo Lab, worked on this project with Eric Palmer, chairman of Cryozootech. Palmer collected the cells from a valuable performance stallion in Europe, cultured the cells, froze them and sent them to Hinrichs' laboratory.

At the Equine Embryo Laboratory, the cells were thawed and cultured. Horse oocytes (eggs) were matured in an incubator and then used for the nuclear transfer, or cloning procedure. "To perform nuclear transfer, under a powerful microscope Dr. Choi takes the chromosomes containing



Paris Texas and Mom Greta

the DNA, out of the oocyte. Then he injects one donor cell into the cytoplasm of the oocyte. When we activate the oocyte to start cell division, it produces an embryo with the DNA from the donor animal," Hinrichs explained. "We have developed methods for culture of horse embryos in the laboratory over the last few years, and so we can now use them with the cloned embryos. We culture them for about seven days until they are at a stage that we can transfer them to the uterus of a recipient mare, just as we would for a standard embryo transfer."

The research was privately funded through an agreement between Texas A&M and Cryozootech. "Private funding has been very important in allowing us to do work in this area," she continued. "Our laboratory focuses on the

biology of the horse oocyte and the factors that allow it to develop into a healthy embryo and foal. We look at oocyte maturation, fertilization and embryo development as well as at nuclear transfer."

There are no plans to have Paris Texas compete at a horse show. "Cloning is not a way to produce competitors," said Hinrichs. "There is just too much variability in the environment that a cloned foal experiences, both in the uterus and after birth. However, as a sire, Paris Texas should produce the same quality of foals, with exactly the same genetics, as did the donor stallion."



Drs. Katrin Hinrichs and Young Ho Choi with surrogate Mom Greta and cloned colt Paris Texas.

Reach Out and Touch

Professors Share Passion for Learning with Budding Scientists

Scientists from Texas A&M University have shared their passion for science by visiting more than 30,000 students in their classrooms over the past five years as a result of PEER (Partnership for Environmental Education and Rural Health), an innovative outreach program of the College of Veterinary Medicine and Biomedical Sciences.

Lighting a fire in youngsters about the world of science and discovery is the goal of the program, says Dr. Larry Johnson, Director of PEER. "The PEER Program is a partnership between rural public schools and higher education to stimulate interest and enthusiasm in science among middle school students."

The program has been making a significant impact on students for the past several years. Grant money was recently awarded from the National Institute of Environmental Health Sciences (NIEHS) and the National Institute of Science (NSF) to continue the work of nurturing the minds of budding scientists.

"Middle school is the prime development time to stimulate a student's interest in math and science," Johnson says. The curriculum materials used in the program offer a unique approach to integrating environmental health science into science and non-science classes such as math, English language arts and social studies. "The curriculum engages students through a written narrative where they travel to different parts of the world and are faced with various environmental health problems which they are required to solve," explains Johnson.

Each adventure narrative is in



Dr. Larry Johnson discusses PEER program opportunities with graduate students.

PowerPoint and contains links along the way to various learning resources with information on skills needed in each subject. "Examples of these include links on how to calculate percentages in math, how to establish latitude and longitude of a location in social studies, how to write a satire in English or what types of bacteria or parasites can cause a particular illness," Johnson says. "For example, *The Kiss of the Assassin* focuses on pathogens and bacterial infectious diseases that can be obtained from insects, like the "kissing bug," that harbor the bacteria and serve as vectors for the disease."

The program also provides valuable learning resources and opportunities for students, teachers and scientists. "In addition to 'firing up' students about science and math, the program also serves as a comprehensive online distance learning tool for science teachers and their students. It also gives graduate scientists the platform to share

"The curriculum engages students through a written narrative where they travel to different parts of the world and are faced with various environmental health problems which they are required to solve."

**– Dr. Larry Johnson
PEER Director**

their excitement and knowledge about science with the schools in rural and remote communities," Johnson says.

"Texas A&M faculty view the program as an enrichment tool for their personal and professional development and a unique opportunity to serve as mentors to our scientists of the future," says Johnson.

For more information about the PEER program at Texas A&M University's College of Veterinary Medicine and Biomedical Sciences, visit <http://peer.tamu.edu>

A Changing Profession

Dr. Bonnie Beaver Says Bioterrorism Will Be a Challenge for the Class of 2005

The world of veterinary medicine is changing faster than at any time in its history," said Dr. Bonnie Beaver, professor of veterinary medicine and current president of the American Veterinary Medical Association, during commencement ceremonies at Texas A&M University.

Beaver, addressing the 123 graduates who received their degrees from the College of Veterinary Medicine and Biomedical Sciences said, "The profession is changing faster than ever, and let me give you an example. A high school counselor told me that 'girls could not become veterinarians.' Last July, the little girl from rural Minnesota who was told she couldn't be a veterinarian became president of the American Veterinary Medical Association. The profession is changing."

Beaver said that bioterrorism will be a challenge for the class of 2005. "Not only will we be dependent on first responders to control the outbreak, we will be very dependent on veterinarians to educate the public about what is going on. Back in the 'dark ages' we



Dr. Bonnie Beaver delivers commencement address to CVM graduates.

would roll our eyes at the mere mention of a foreign animal disease—it only existed in some other world.

"Now that other world may be used against us."

Beaver said the bond between humans and animals will always be a strong one, but even it undergoes changes. "The human-animal bond is a double-edged sword," she believes. "Animals are often called family members, and that of course attracts vultures who want to make owners into 'guardians' and others who want to sue for the intangibles like emotional distress.

"Until that owner is willing to pay the veterinarian an amount equal to that paid a surgeon, anesthesiologist and hospital for a human hysterectomy, an animal is really not an equal. While there are owners who are willing to pay anything for their animal, most put limits on their spending.

"Our profession, and thus our clients, cannot afford the malpractice insurance premiums that our physician colleagues have to spend which result from unrealistic legal settlements."

"We are a small profession," she added. "Every veterinarian in the United States could fit into Kyle Field with seats left over. But that makes every voice important."

Living Your Dreams

Pat Ryan Becomes Oldest in Texas to Earn DVM Degree

It's taken her 10 years to do it and Pat Ryan says she is dog-tired. At age 57, she became the oldest person ever in Texas to graduate with a veterinary medicine degree that she received in May from Texas A&M University's College of Veterinary Medicine and Biomedical Sciences.

"The hardest part of all of this has been believing in myself, to have the self-confidence that I could complete the courses necessary. And believe me, these are not easy courses. They are demanding, they are tough, they are nerve-racking," Ryan says.

Ryan wanted to become a veterinarian 25 years ago, but as she phrases it, "A thing called 'life' had other plans for me."

After having several successful careers, being a wife and raising two daughters, Ryan decided to pursue her life-long dream of becoming a veterinarian. She enrolled in Houston Baptist University and the University of St. Thomas to get the required prerequisite courses, such as advanced chemistry, physics, biology and others, behind her. Then it was on to Texas A&M's College of Veterinary Medicine and Biomedical Sciences, which has an international reputation and the long hours of hard study that go with it.

While her architect husband Jeff, who has degrees from Rice and Harvard, stayed home in Houston, Ryan rented a house in College Station, settled in with three dogs and prepared for the hard courses to come.

"The first year was very, very difficult for me," she recalls. "Besides the course work, which is very demanding, I found out that I just didn't have the stamina these 22-year-olds have. But I got through it. The faculty and students have been wonderful and supportive of me," she adds.

Ryan says she will work in a private small animal practice in Houston.

"I've been living a dream I've had for decades. To be a veterinarian is the deepest desire of my heart. I'm just so glad that day has finally arrived."



Dean H. Richard Adams congratulates Pat Ryan at May's graduation ceremonies.

Happy Trails

Drs. Wolf and Johnson Retire After Successful Careers

One might say it was the human-animal bond that brought Dr. Alice Wolf and Dr. James Johnson together. It was their common interest in animals that led to their meeting and marriage some 20 years ago. This summer the duo traded in their lab coats for retirement after successful veterinary careers at Texas A&M University's College of Veterinary Medicine and Biomedical Sciences.

According to the veterinary pair, retirement plans include relaxation and pursuing a passion they've shared for years—breeding and riding Peruvian horses. Being a gaited breed, the Peruvian horse has a broken pace that takes the bumps out of trail riding, one of the many activities they plan to pursue in Creede, Colorado, where they have a summer cabin. “You can ride these horses for hours and hours and never get tired. It's like sitting in a comfortable chair because their legs almost move in unison,” said Johnson.

Wolf retired as a professor in the Department of Small Animal Clinical Sciences. She is a diplomate of the ACVIM, and of the ABVP Feline Practice Speciality. Wolf has special interests in the areas of feline medicine, infectious disease and immunology. She authored numerous journal articles and book chapters. Throughout her career, Wolf has received many teaching and other awards from the academic and private sectors including the AAHA Practitioner of the Year of the Western Region, Friskies PetCare Award for Outstanding Achievement in Feline Medicine, and she was honored by her undergraduate alma mater, Chatham College, with the Cornerstone Award.

Johnson was a clinical assistant professor of zoological medicine prior to his retirement and was at the College for 15 years, part of that time as a graduate student. He received both his Masters of Science (MS) and DVM degrees from Texas A&M and is a Diplomate, American College of



Drs. Wolf and Johnson rode their Peruvian horses in a 4th of July parade last year in Creede, Colorado.

Zoological Medicine (ACZM). His special interests were in small exotic animals and reptiles, while his research involved exotic animal pharmacology and pharmacokinetics. Johnson said his captivation with the wilder side of animals started as a childhood fascination. “I've always been intrigued with exotic animals as far back as I can remember.”

In addition to his veterinary medicine career, Johnson is an artist who was recognized as Texas Artist of the Year in 1982. His paintings featuring animals and landscapes were on display for a week at the Capital Rotunda in Austin.

His artistry is displayed at various locations around the College as well as on the University's main campus. In fact, he produced all of the artwork associated with the College of Veterinary Medicine's 75th anniversary celebration. He also worked as a commissioned artist for about 13 years, painting hundreds of animal portraits for private individuals and corporations.

“We appreciate Dr. Wolf and Dr. Johnson's dedication to the College and wish them well in their retirement,” said H. Richard Adams, dean of the College of Veterinary Medicine and Biomedical Sciences.

Womack Awarded \$1 Million Grant

Dr. James E. Womack, a distinguished professor and director of the Center for Animal Biotechnology and Genomics at Texas A&M University's College of Veterinary Medicine and Biomedical Sciences, was awarded a \$1 million research grant in January, 2005, from the Robert J. and Helen C. Kleberg Foundation for cattle genome research. Womack was the recipient of the prestigious 2001 Wolf Prize in agriculture and is a member of the National Academy of Sciences USA.

Domestic cattle have a rich history as animal models for the study of human medicine. By comparing the human genome with the genomes of different organisms such as cattle and mice, researchers can better understand the structure and function of human genes that can lead to the development of new strategies in the battle against human and animal diseases.

"This research is helping us understand what makes bovine breeds and individuals different with respect to reproduction, lactation, growth, bone structure, fat deposition, altitude and heat tolerance, and resistance to specific pathogens which will be invaluable in clarifying physiological processes important to human health," says Womack.

"Our focus is on understanding the differences in specific genes in cattle that show a resistance or susceptibility to potentially damaging pathogens to the United States and Texas cattle industry," Womack says. A major state of urgency for this research now exists due to the discovery of two animals with Bovine Spongiform Encephalopathy (BSE) or mad cow disease in the U.S. and the increasing



Dr. James Womack

Dr. James Womack's interest in cattle extends beyond genome research to his own ranch.

threat of agricultural bioterrorism.

"The grant is allowing the scientists in the Center for Animal Biotechnology and Genomics at Texas A&M University to take advantage of the flow of information generated from the \$53 million bovine sequencing initiative currently underway at the Baylor College of Medicine Human Genome Sequencing Center in Houston," says Womack.

"We are targeting resistance and susceptibility to diseases of interest including BSE and Johne's Disease as well as those that pose a potential bioterrorism threat such as Foot and Mouth and Rift Valley Fever."

*— Dr. James Womack
distinguished professor &
Director of the Center for
Animal Biotechnology
and Genomics*

"Valuable sequence data are already being generated, and the first draft of the bovine genome sequence was publicly announced in October, 2004."

This exciting new field of biological research called comparative genomics allows researchers like Womack and others around the world to efficiently use an organism's genome in comparative studies. "In simple terms,

we are overlaying the bovine genes on the genes of humans, mice, etc. and comparing the differences not only between species, but within the species," Womack explains.

The goal of the research, says Womack, is to identify specific gene variations in selected breeds of cattle

that include both European and Asian breeds. "We are targeting resistance and susceptibility to diseases of interest including BSE and Johne's Disease as well as those that pose a potential bioterrorism threat such as Foot and Mouth and Rift Valley Fever."

Womack says graduate students, post-doctoral students and additional staff are working with him on the project. "We have most of the equipment we need, so the majority of the grant money is being used for staffing and supplies."

Womack has received many prestigious honors and belongs to numerous professional associations in the field of genetics. He is the W.P. Luse Professor of Pathobiology in the College of Veterinary Medicine and Biomedical Sciences. In addition, he is a member of the Faculty of Genetics and holds a joint academic appointment in the Department of Medical Biochemistry and Genetics. He serves as coordinator of the USDA-CSREES National Cattle Genome Project, is the current president of the International Society for Animal Genetics, and past president of the American Genetics Association and the Texas Genetics Society. He was the recipient of the 1994 CIBA prize for research in animal health.

Womack has published, with students and associates, more than 300 peer reviewed articles in scientific journals. His research interests are comparative genomics, mapping the bovine genome and the genetic basis of disease resistance in mammals.

Pet Dentistry—An Emerging Specialty

Dentistry was once largely unnoticed within the veterinary community because animals died early of kidney, liver or other health problems before being affected by periodontal disease. However, Dr. J.R. “Bert” Dodd, a veterinary dentist at Texas A&M University’s College of Veterinary Medicine and Biomedical Sciences, says that as the lifespan of pets continues to increase, the field of dentistry is becoming one of the fastest growing service areas within veterinary medicine.

Dodd’s interest in dentistry began in 1986 with a weekend wet lab. He says, “At that time, the small demand for veterinary dentists was hardly worth the time and expense of going back to school to specialize in dentistry.” One year after specializing, though, dentistry at Dodd’s clinic increased ten fold from that of 1986. Dodd says, “Every practitioner should be able to do at least basic dentistry, but there is also a need for in-depth dentistry.”

Dodd is doing his part to educate current and future veterinarians about the importance of addressing oral health by offering training at his clinic in Austin and teaching a weekly lab at Texas A&M University’s College of Veterinary Medicine and Biomedical Sciences. Dodd also helps teach an elective lab at Texas A&M twice a year.

“When I started teaching at A&M three years ago, veterinary students lacked the necessary equipment to study dentistry,” he says. “I worked with the Capitol Area Vet Association in Austin to present an all-day lecture which raised \$11,000 for equipment for A&M veterinary dentistry students.”

Since that time, Dodd has raised more than \$30,000 to purchase the latest technology for the students, including a digital x-ray system. Dodd says, “By using real-world technology in their labs, the students receive the practical experience that will make them better veterinarians when they graduate.”

For those interested in veterinary dentistry, Dodd advises, “Take every continuing-education course available in dentistry. These courses can teach fundamental skills like how to read



Dr. J.R. “Bert” Dodd teaches a weekly dental lab at the College for veterinary students.

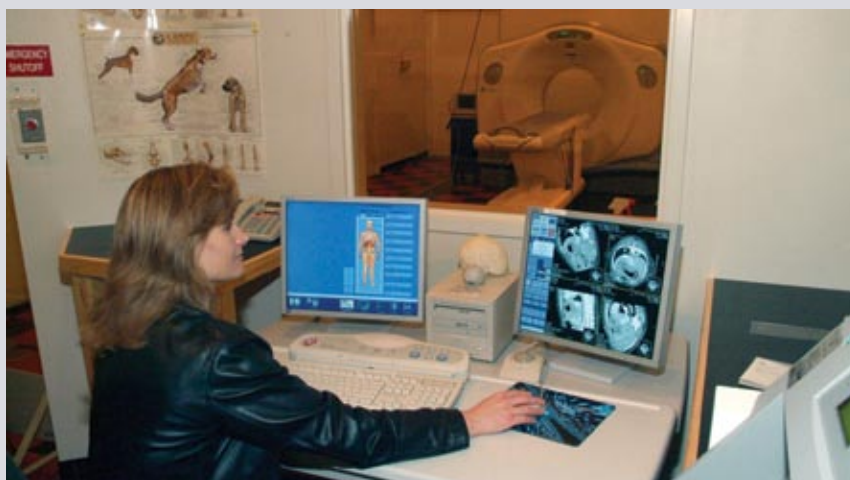
x-rays and charts, or how to sharpen instruments.” Dodd also recommends using cutting-edge technology for increased precision. “The dental x-ray machine should be used regularly by every veterinarian. Though the machine can be expensive, it pays for itself quickly by increasing diagnostic abilities, answering inter-operative questions and improving the accuracy of the follow-up,” says Dodd.

Dodd believes that oral health is an important part of a pet’s overall well being and has seen the value of dentistry first hand. “Sometimes if a pet is having oral problems but his behavior does not appear to be affected, the owner will be reluctant to treat him,” he says. “But after treatment I hear things like, ‘He seems like a new dog now, I can’t believe how much those teeth were really affecting him.’”

The Speed of Light

A new, state-of-the-art helical CT scanner is helping veterinary professionals at Texas A&M University’s College of Veterinary Medicine and Biomedical Sciences study and diagnose small animal diseases, injuries and abnormalities at the speed of light. X-ray technology coupled with high-speed computers can produce numerous cross-sectional images of an animal’s anatomy in less than a minute, without the need for surgery.

“This is currently the best CT scanner in all of Brazos County,” said Dr. Anne Bahr, an assistant professor and veterinary radiologist at the College of Veterinary Medicine and Biomedical Sciences. The sophisticated computer power of the scanner allows veterinary professionals to manipulate and enhance the images. “The computer makes it possible for us to shade, rotate, correlate and measure the anatomy in the CT images,” said Bahr. “We are obtaining more diagnostic information than ever before.”



Dr. Anne Bahr demonstrates the capabilities of the new CT imaging system.

Economic Impact Report

In the first study of its kind for Texas, the field of veterinary medicine is credited with having a \$1.72 billion economic impact on the state.

Veterinary medical services total \$827 million annually, and when the multiplier effect (related revenue generated by each dollar) is applied, more than \$1.72 billion is produced in Texas, researchers conclude.

The 4,507 licensed veterinarians in Texas contribute to the state's economy in a variety of sectors, including private practice, government, military, industrial and academia. The veterinary medical profession returns to the state economy an annual average estimated output of \$381,629 per veterinarian in total business sales.

"Texas is the second most populous state in the nation and is a leader in many aspects of animal agriculture and companion animal care," says H. Richard Adams, the Carl B. King Dean of Texas A&M University's College of Veterinary Medicine and Biomedical Sciences. "When the tens of millions of livestock are considered along with the tens of thousands of dogs, cats, and other companion animals in our state, the full economic value of animal health and well being becomes apparent," adds Adams.


The majority of Texas' licensed

veterinary practitioners graduated from Texas A&M and are engaged in private practice which is estimated to provide more than 12,871 jobs including veterinary support staff. According to the study, the private practice sector provides more than \$369 million in salaries with approximately \$25 million being generated for the state government in the form of indirect business taxes.

"Although the economic impact of veterinary medicine in government, military, industrial, and academia sectors may be more difficult to quantify, the impact of the veterinary medical profession in safeguarding our nation's food supply, protecting the public health, and educating the next generation of veterinary medical clinical and research scientists is evident in the daily lives of Texans across the state," say the authors, three veterinary medical

students who are also working toward their MBA. They include Dana R. Boehm, M. Erin Mitchell and Amber C. Williams, all of whom worked with various consultants and experts in economic impact studies.

The study was jointly sponsored by the Texas A&M College of Veterinary Medicine and Biomedical Sciences and the Texas Veterinary Medical Association.



Center For Executive Leadership In Veterinary Medical Education First Meeting Held

The first meeting of the External Advisory Council of the new Center for Executive Leadership in Veterinary Medical Education was held at Texas A&M University on June 22-23, 2005, to

identify, address and develop strategic initiatives to meet the major issues and challenges facing the profession and veterinary medical education. The focus of this group of executives is to provide counsel and support for the new Center to lead the CVM in the development and implementation of model programs at Texas A&M that will provide leadership, management and communication training of our graduates, according to Dr. E. Dean Gage, executive director of the Center.

The Council membership reads like the "Who's Who in Veterinary Medicine" and is composed of the presidents and top executives from Brakke Consulting, Hill's Pet Nutrition, Iam's, Nestle-Purina, Novartis, Fort Dodge, Pfizer, Bayer, Merial, Schering-Plough, Banfield, Pet's Choice, VCA-Antech, IDEXX, AVMA, AAHA, AAEP, AABP, TVMA, DVM Magazine and UT MD Anderson Cancer Center. The new Center's goal is to become the nation's leading program in DVM leadership development and to provide model leadership programs for other colleges.


Gage worked closely with the first DVM/MBA students on the TVMA/CVM study, *The Economic Impact of Veterinary Medicine on the State of Texas*. The Council meeting represents the first time that all of these leaders will have met together at one time to look at the major issues before the veterinary profession and strategies to meet these challenges.



Dr. E. Dean Gage



Dana Boehm



Erin Mitchell



Amber Williams

Texas A&M Grad Leads Army Veterinary Corps

Dr. Michael B. Cates ('79) was promoted to Brigadier General and became the 23rd Chief of the U.S. Army Veterinary Corps in a promotion and oath of office ceremony at the Fort Sam Houston (Texas) Officers' Club in December 2004.

Lt. Gen. Kevin C. Kiley, the Surgeon General and Commander, U.S. Army Medical Command, officiated at the ceremony. Following the reading of the appointment orders, Kiley pinned the new rank on Cates, assisted by Mrs. Cates.

Cates also serves as Commander of the U.S. Army Center for Health Promotion and Preventive Medicine, the command he assumed at Aberdeen Proving Ground, Md. on September 23, 2004.

Cates is the first general officer from his hometown of Frisco, Texas, and the fourth Brigadier General Veterinary Corps Chief who is a Texas A&M University graduate. The University was well represented at the ceremony by the three former Army Veterinary Corps Chief Brigadier Generals who are Texas A&M graduates: Brig. Gen. Charles Elia (retired) ('43), Brig. Gen. Thomas Murnane (retired) ('47), and Brig. Gen. Frank Ramsey (retired) ('51).

Cates recognized many in the



Brig. Gen. Michael Cates (center) is surrounded by former Veterinary Corps chiefs at his promotion and oath of office ceremony. Left to right are Col. John Fournier, outgoing Vet Corps Chief, and retired Brigadier Generals Thomas Murnane, Charles Elia and Frank Ramsey.

audience of over 200 who had great impacts on his life and career. "In this Army, no individual succeeds without a lot of help from everyone around him," said Cates. "Most of the credit for my success in the Army goes to my former bosses, my colleagues, and the rest of those who worked with me. Their influence, as teachers, mentors, and teammates, is responsible for who I am and what I do."

Cates received his Doctor of Veterinary Medicine degree from Texas A&M University College of Veterinary Medicine in August 1980 and was commissioned a Captain in the U.S. Army Veterinary Corps one month later. He holds a Master of Public Health Degree from the University of Texas Health

Science Center, Houston, Texas, and is a Diplomat of the American College of Veterinary Preventive Medicine.

He has served in various U.S. Army Veterinary Corps positions at Fort Bragg, N.C.; Kaneohe, Hawaii; Bayonne, N.J.; Seoul, Korea; and Heidelberg, Germany. He served on the staff of U.S. Army Veterinary Command Headquarters in San Antonio, Texas. His previous commands have included the Tennessee Valley District Veterinary Command, Fort Campbell, KY; Great Plains Regional Veterinary Command, San Antonio; 100th Medical Detachment (Veterinary Service Headquarters), Heidelberg, Germany, and 30th Medical Brigade (Rear), Heidelberg.

Veterinary Student Selected Student Employee of the Year

Kathleen Harris, a third-year veterinary medicine student at the College of Veterinary Medicine and Biomedical Sciences at Texas A&M University, was selected Texas A&M's 2005 Student Employee of the Year. Presented by Dr. Robert Gates, president of Texas A&M, the award recognizes excellence in job performance among Texas A&M students based on GPR during semesters employed, length of employment and written nominations from their employers.

Harris was chosen from among 37 outstanding nominees employed both on- and off-campus to receive the award which includes a \$500 scholarship sponsored by the Association of Former Students. She has worked at the Stevenson Companion Animal Life-Care Center for the past six years and has been a student resident at the Center for over three years. She will continue her duties at the Center through her final year of veterinary school.



Kathleen Harris relaxes with one of the residents at the Stevenson Center.

According to administrators at the Center, Harris has fulfilled her duties and responsibilities in an exemplary manner. "Being one of two student residents, Kathie is responsible for feeding and caring for all of the animals residing at the Center mornings, nights, weekends and holidays, as well as providing companionship," said Dr. Henry L. Presnal, Director of the Stevenson Center. "This is no small responsibility and requires extreme dedication, maturity and good judgement."

Commenting on her employment at the Stevenson Center Harris said, "Being a part of the Stevenson Center has become far more than a place of employment for me—it has become a part of me. For the past several years, I have dedicated myself to caring for the animals here as if they were my own, and have gained another family through them as well as the people I work with. What I do everyday here is far from a sacrifice and more of a responsibility that is a natural part of my own life."

BIMS—Set for Success

The popularity of television shows like CSI have many young people clamoring for exciting careers in forensic sciences. Texas A&M University's undergraduate Biomedical Science (BIMS) program in the College of Veterinary Medicine and Biomedical Sciences prepares students for forensic careers, professional school and a variety of other professions according to Dr. Frank H. "Skip" Landis, BIMS Director.

"A BIMS degree offers students a solid educational foundation for entrance into professional schools such as human medicine, dental, veterinary medicine and pharmacy," says Landis. "However, if a student chooses not to pursue professional school or graduate school, there are a host of other careers available for BIMS graduates."

Landis has been directing this flourishing program for almost six years. "Although BIMS was established about 30 years ago, it really started taking off about 1990 and has



Dr. Skip Landis advises recent BIMS graduate Kristi Christian who is pursuing her Masters of Science at the CVM.

been a strong program all along," says Landis. "On average, 90-95 percent of our freshman are in the top 10 percent of their high school class, so we have the cream of the crop."

Landis says the strength of BIMS lies in its people. "We have five full-time academic advisors. Our advisors help students stay on track by assisting them with class schedules and sequencing their courses to ensure they take everything they need to graduate."

Another advantage is that BIMS students are exposed to the expecta-

tions of professional school beginning in their junior year. According to Landis, "That probably gives them the best advantage over other majors on campus. BIMS students have the professional faculty from veterinary medicine as instructors in their junior and senior years. We are also fortunate to have faculty from the medical school who help teach," touts Landis. "We are proud to be able to say that more BIMS students go to human and veterinary medi-

cal and dental schools than any other major on campus."

Landis' love of working with college students began early in his career in 1983 when he served as an academic advisor in general studies at Texas A&M. He has held other higher education administrative positions but thinks academic advising is his niche. "I enjoy working with the students and the one-on-one personal connection that academic advising offers," Landis says. "I like getting up in the morning and coming to work. This was my calling."

Veterinary Jobs and Externships

A screenshot of the Texas A&M University College of Veterinary Medicine & Biomedical Sciences website. The page is titled "Clinic Login/Job/Externships Database". It features a sidebar with navigation links: "Registration Options", "Direct Opportunities", "Externships", "Clinic for Sale", "Residencies and Internships", and "Vet Clinic for Sale". The main content area is divided into two sections. The top section is "Please enter or add clinic information." and contains fields for "Clinic Name", "Address", "City", "State", "Zip", "Country", "Phone", "Fax", "Email", "Website", "Year", "Practice Type", and "Emergency". The bottom section is "Clinic and Job Details" and displays a "Job Posting #1310" for "Fairbanks Animal Clinic". The job posting includes contact information for "Glen Rieger" and details about the clinic's location, services, and salary range.

To better address the various employment needs of veterinary students and professionals, the College of Veterinary Medicine and Biomedical Sciences has added the Veterinary Jobs and Externships Database to its Web site. Clinics can register at: <http://www.cvm.tamu.edu/externjob> to post available professional positions, externships, internships and residencies, and to list clinics that are for sale. Upon receipt of a clinic's initial registration, a confirmation e-mail will be sent.

Once a clinic has registered on the site, clinic personnel can log on to create or edit an employment listing which will be submitted for posting. All clinics are requested to keep their employment listings up-to-date by deleting those positions which have been filled or those clinics which have been sold.

Although the College has provided this service for a number of years, it is hoped that making it available through the Web will facilitate employment needs of both students and clinics more efficiently.

Pet Palaces

Students from the Department of Construction Science in the College of Architecture at Texas A&M University built and donated dog houses for auction at the College of Veterinary Medicine and Biomedical Sciences' Gentle Doctor Benefit.

Elaborate dog houses constructed of cedar, metal and other materials were built by students enrolled in assistant lecturer Kim Carlson's construction materials and methods class. Based on information presented to the class by Dr. Lore Haug, an animal behavior specialist at Texas A&M University's Veterinary Medical Teaching Hospital, the students were charged with designing and constructing pet-friendly dog houses.

The class of 200-plus students worked in 33 groups and were graded on their creativity and craftsmanship, scheduling, cost estimating, budgeting and procurement of construction materials. The Department of Construction Science gave each group \$50 for materials, but many students also received generous discounts and donations from area building suppliers. As part of the project, students were required to turn in a set of technical drawings, a cost estimate for materials and a summary report for each dog house.

In addition to class credit, each group's dog house was judged based on various construction and aesthetic criteria, and the three top dog houses were recognized with individual certificates and prizes.

"This was a great event and a wonderful addition to the Gentle Doctor Benefit Auction," said H. Richard Adams, dean of the College of Veterinary Medicine and Biomedical Sciences. "The creativity and generosity of the students, their instructor, Kim Carlson, and the event coordinator, Anne Eastwood, makes me proud to be an Aggie."

Funds raised at the Gentle Doctor Benefit help provide scholarships for veterinary medical students at Texas A&M.



1st Place, Group 12

The "Country Livin'" dog house is suitable for a lab or similar size dog. Features include a hinged roof for easy access, an overhanging front porch and a side window with shutters for extra shade and ventilation.

Constructed by: Jake Grier, David Taylor, Douglas Karr, Kyle Bruno, Meghan Kelly and Pamela Humphrey.



2nd Place, Group 21

"The Habitable Dog House" was inspired by the Brazos Valley's new ice rink and features a grand arc for the roof line. It was designed for a 40-80 lb. canine with plenty of room for standing and stretching.

Constructed by: Currie Smith, William Davis, Kimberly Briley, Adam Chase, Baron Martin and Josie Osborne.



Third Place, Group 6

"The Animal House" is a rustic cedar house made for a medium to large dog and has plenty of side ventilation. An extra large porch provides lots of shade.

Constructed by: Brian Edwards, Jonathan Garza, Dayla Childress, Michael Ancone, Nicole Hoffman and Jessica Wortman.

Faculty Accolades

Several exceptional professors from the College of Veterinary Medicine and Biomedical Sciences at Texas A&M University have been recognized for their outstanding achievements.

Dr. Laurie Jaeger, associate professor in Veterinary Integrative Biosciences, was selected for the Presidential Professor for Teaching Excellence Award presented by Texas A&M University President Dr. Robert Gates.

The Association of Former Students University Level Distinguished Achievement Awards recognized **Dr. Sandee Hartsfield**, professor and head of Small Animal Clinical Sciences, for excellence in teaching based on years of educational service to 2VM, 3VM, 4VM and graduate veterinary audiences.

Dr. Jon Hunter, professor in Physiology and Pharmacology, was appointed to a Thamann Professorship in Undergraduate Teaching Excellence by Executive Vice President and Provost David B. Prior. Hunter is known for his high teaching standards in courses like undergraduate physiology and for his unique Wings Across Texas enterprise that brings innovative science and math education to students in rural communities across the state.

In recognition of her dedication and commitment to public service, **Dr. Alice Blue-McLendon**, lecturer in Physiology and Pharmacology, was selected as a 2005 Jefferson Award winner in Brazos Valley. The American Institute for Public Service created the Jefferson Awards in 1972, honoring those who have dedicated time to public service in their communities.



Dr. Laurie Jaeger receives congratulations from University President Robert Gates.



Dr. Sandee Hartsfield



Dr. Jon Hunter



Dr. Alice Blue-McLendon

New Director of the Veterinary Medical Teaching Hospital

Congratulations to W. Terry Stiles for being named the College of Veterinary Medicine and Biomedical Sciences' new Hospital Director.

Stiles brings over thirty years of veterinary hospital administration experience to the job, including two assignments as Interim Hospital Director.

Stiles began his career at the CVM in 1975, soon after receiving a degree in Business Administration from Texas A&M University. "I remember well Dr. Charles Boyd (retired LA department head) offering me the office manager position in the Large Animal Clinic some thirty years ago. I owe a debt of gratitude to Dr. Boyd and the many supervisors who followed. My career here at the CVM has provided me with a wealth of learning opportunities and friend-

ships. I am excited about my new appointment and look forward to working with faculty and staff to create an even better Hospital in the future."

"The College appreciates Mr. Stiles' hard work and dedication to the Hospital and College," said Dean H. Richard Adams. "Under his direction this past year, the hospital staff and faculty have done an outstanding job in discharging their teaching and service responsibilities. The growth of the hospital caseload and the technical advancements of our diagnostic and therapeutic capabilities are truly remarkable."



W. Terry Stiles

Medical Sciences Library

The Medical Sciences Library at Texas A&M University offers access to select veterinary journals at no cost to veterinarians in private practice in Texas.

"We strive to subscribe to every English language veterinary journal in the world," said Becky McKay, Outreach Coordinator for the Medical Sciences Library.

"We can also provide you with literature searches of CAB Abstracts, Biosis, Medline and many other databases at no charge." These searches are performed by librarians with years of experience with veterinary and human medical literature.

A grant from National Network of Libraries of Medicine helps fund access to electronic veterinary journals through the Medical Sciences Library. "I know that many veterinarians incorporate reading journal articles into their continuing education activities each year, and we hope that they take advantage of what we are able to offer," McKay added.

To subscribe to the no-cost journal service, go to the Medical Sciences Library's Web site at: <https://illiad.tamu.edu/illiad/logon.html> and click on "First Time Users Register Here." Fill in the personal information, choose "Texas Veterinary Professional" at the Status blank, and type in "Other" for department.

If you need any assistance or have any questions, please contact the Medical Sciences Library at (979) 845-7427.

Safe Receives Dual Recognition

The Texas A&M Research Foundation has selected Dr. Stephen H. Safe, distinguished professor in the College of Veterinary Medicine and Biomedical Sciences, as this year's recipient of the JoAnn Treat Research Excellence award.

The award recognizes excellence in research by a faculty researcher for his/her accomplishments during the past five years and is awarded annually to a faculty member whose research is administered through the Texas A&M Research Foundation.

Safe received a \$10,000 cash award and a commemorative plaque and will have his name recorded on the JoAnn Treat commemorative glass vase displayed in the Research Foundation lobby.

Additionally, Safe was honored with the Association of Former Students University Level Distinguished Achievement Award. This award recognizes Safe's excellence in research in the field of toxicology including his work on the adverse human health effects associated with exposures to endocrine-active compounds.



Dr. Stephen Safe

Wolf Receives Prestigious Bourgelat Award

Dr. Alice Wolf, professor at Texas A&M University's College of Veterinary Medicine and Biomedical Sciences, recently received the 2005 British Small Animal Veterinary Medical Association's (BSAVMA) Bourgelat Award. This prestigious award, which started in 1965, is presented to a veterinarian "for outstanding contributions to the field of small animal medicine."

The time-honored Bourgelat Award is the pinnacle accolade from the BSAVMA and was presented to Wolf at the British Small Animal Veterinary Medical Association Congress held in April.

"The entire College extends enthusiastic and warmest congratulations to Dr. Wolf for this stellar international recognition of her career accomplishments in small animal medicine, and for being recognized worldwide as one of the top people in her field," said H. Richard Adams, dean of the College of Veterinary Medicine and Biomedical Sciences.



Dr. Alice Wolf

IN MEMORIAM

1939

Col. J.B. (Jim) Couch of San Antonio, TX, died Oct. 17, 2004
Vincent E. Greening of Cerritos, CA, died Nov. 13, 2004

1941

William N. Porter of Denison, TX, died Nov. 11, 1995

1942

Ralph Wright Bennett of Prescott, AZ, died Mar. 12, 2005

1943

Norman Holm of LaPorte, IN, died Sep. 27, 2004
Charles Ray Love of Frederick, OK, died Mar. 29, 2005

1944

Roscoe O. Sealy of San Antonio, TX, died Dec. 30, 2004

1945

Otto Edward Lutteman of Middleton, TX, died Jan. 14, 2005
James T. Williams of Sulphur Springs, TX, died Dec. 4, 2001

1947

Alvin Rees of Converse, TX, died Apr. 22, 2005

1948

George W. Yeager of Morro Bay, CA, died Dec. 4, 2004

1949

Richard Dickie Hodges of Ranger, TX, died Dec. 31, 2004

1950

Thomas P. Griffin of Woodbridge, VA, died Feb. 20, 2005
James F. Hallmark of Comanche, TX, died Jul. 2, 2004
Roscoe Edwin "Doc" Simpson of McKinney, TX, died Apr. 4, 2005

1951

Gordon Spillman Yeagan, Jr. of Gainesville, TX, died Apr. 29, 2005

1953

Charles William "Dago" Davis of Houston, TX, died Jun. 1, 2005
Curtis L. Thaxton of Tomball, TX, died Oct. 28, 2004

1954

Raymond Charles Williford of Houston, TX, died Feb. 25, 2005

1957

Edwin H. Ellison of Ft. Worth, TX, died Feb. 1, 2005

1958

Robert Angus Ragsdale of San Miguel de Allende, Mexico, died Nov. 15, 2004

1962

Jerry Leon Slaughter of Tyler, TX, died Nov. 16, 2004
Cullum E. Greene Jr. of Memphis, TN, died Dec. 15, 2004

1969

John McDonald Hill, Sr. of Houston, TX, died Feb. 8, 2005

1971

John Russell "Rusty" Stallings of Plano, TX, died Mar. 13, 2005

Thanks for Your Support

Well, we did it! We have accomplished our goal of \$60 million, thanks to all of you who are affiliated with and support this outstanding College. However, the **One Spirit One Vision Capital Campaign** does not end until December 2006, and there are still many exciting challenges and opportunities ahead. Wouldn't it be wonderful if the total giving for our College reached \$100 million? With your continued support, it will be interesting to see how we stand when we reach the finish line. I know that all of you take personal pride in College accomplishments over the last few years. Allow me to express my heartfelt thank you once again to all those who are committed to make this College second to no other institution in the world.

Companion animals are our best friends, and because of this, no one should have to euthanize their adored pet because they are unable to afford the veterinary medical bills. Two funds have been established here at the College to help bridge the gap between the pet owner's ability to pay and the costs of the medical procedure. **The Capper and Chris Save the Animals Fund** was established in 1997; and just this year, the **Zeus Compton Calaway**

Save the Animals Fund (for large breed dogs) was also founded. These funds will ensure that our beloved animals have access to the best medical treatment and care, if the need arises.

Our **Pet Memorial** program continues to be a huge success. Many private practitioners participate by sending a donation to the College when a beloved pet dies. Our office will write a letter of acknowledgement

ONE SPIRIT A&M ONE VISION

THE TEXAS A&M CAMPAIGN

to the client notifying them of the veterinarian's warm gesture. This is a wonderful practice builder and strengthens the bond between the veterinarian and the client in their time of grief. If you are not a veterinarian and would like to participate, a form can be found on our website. Remember, all gifts must be

made to the Texas A&M Foundation and are tax deductible. Please help us make a difference in the lives of our animal friends and their owners.

We have had tremendous success with the **Walk of Honor** program. Dr. J.D. McCrady '58 has stepped forward to graciously memorialize his classmates with an engraved brick for each deceased veterinarian. He would like to challenge other veterinarians to purchase bricks in memory of fallen classmates. By supporting this important program, you help ensure that the College of Veterinary Medicine and Biomedical Sciences can provide the finest in animal healthcare, veterinary medical instruction and public service. For more information on these and all of our other important programs, call (979) 845-9043 or visit our website at www.cvm.tamu.edu/giving/opportunities

– Dr. O.J. "Bubba" Woytek,
Senior Development Officer
DVM '65



Dr. O.J. "Bubba" Woytek

Call for Nominations–CVM Outstanding Alumni Awards

Annually, the College of Veterinary Medicine and Biomedical Sciences recognizes former students who have contributed to society through the veterinary profession in such a way that has brought honor and recognition to themselves and, thereby, to the College and University. You are invited to submit nominations for the 2006 College of Veterinary Medicine and Biomedical Sciences Outstanding Alumni Awards.

Your nomination packet should consist of the nomina-

tion form; a vita/resume or biography, that lists the nominee's educational and career accomplishments, awards and public service; and a brief narrative that summarizes the nominee's impact on the profession of veterinary medicine. We encourage you to send up to three supporting letters with each nomination.

Awards for 2006 will be presented at the Outstanding Alumni Awards Dinner at a date to be announced.

NOMINATION FORM

NOMINEE'S INFORMATION

Name _____

DVM Class Year _____

Address _____

NOMINATOR'S INFORMATION

Name _____

Address _____

Phone and Email _____

Please return form to: Development Office, Attn: Noell Vance, Office of the Dean, TAMU 4461, College Station, TX 77843-4461.

To receive a complete nomination packet, please call (979) 845-9043 or email nvance@cvm.tamu.edu

Required support documentation must be received no later than January 6, 2006.

2005 Outstanding Veterinary Alumni Honored



Dr. Michael B. Cates



Dr. Larry M. Kornegay



Dr. Travis C. McGuire Jr.



Dr. John P. Toelkes



Dr. Michale E. Keeling

Five outstanding alumni from the College of Veterinary Medicine and Biomedical Sciences were honored for their accomplishments at a ceremony held in April at the George Bush Library Conference Center. A record number of friends and family gathered for an evening of reminiscing and recounting of stories that shed light on each honoree's life and work.

"Each of these alumni have represented the College of Veterinary Medicine and Biomedical Sciences and the veterinary medical profession with great distinction," said Dr. H. Richard Adams, dean of Texas A&M University's College of Veterinary Medicine and Biomedical Sciences. "We are proud to recognize their accomplishments."

Brigadier General Michael B. Cates, DVM Class of '80, is the highest-ranking veterinarian in the United States armed forces serving as Chief of the U.S. Army Veterinary Corps. Cates is also Commander of the U.S. Army Center for Health Promotion and Preventive Medicine in Aberdeen Proving Ground, MD, where he oversees 1,100 scientific personnel and an \$80 million budget, providing leadership, direction and services in preventive medicine.

Larry M. Kornegay, DVM Class of '71, began practicing small animal veterinary medicine in Houston, Texas. Kornegay and his wife, Chris, DVM Class of '74, founded Kornegay and Kornegay, P.C. Together, they established two free-standing small animal clinics in northwest Harris County. Kornegay is a member of several state and national organizations, serving as president of the Texas Veterinary Medical Association (TVMA) and the Harris County Veterinary Medical Association (VMA).

Travis C. McGuire Jr., an honors DVM graduate of the Class

of '65, received his PhD from Washington State University (WSU). During his 37 years as a faculty member at WSU, McGuire has brought distinction to the University through his creative scholarship, research, teaching and public service. An internationally acclaimed scholar in veterinary immunology and infectious diseases, McGuire's research findings have been included in the core information provided in textbooks worldwide, and his current investigations are published in leading scientific journals. He is among the most highly quoted and recognized veterinary immunologists in the world.

John P. Toelkes, DVM Class of '62, is recognized for establishing a very successful equine breeding program in 1978 at the 825,000 acre spread known as the King Ranch. He and his team rose to the challenge of breeding and raising nationally competitive cutting horses while achieving an 80% pregnancy rate. Toelkes is well-known in the equine industry because of his role in breeding two of the most influential stallions in the history of the American Quarter Horse, Mr. San Peppy and Peppy San Badger.

Michale E. Keeling, DVM Class of '66, is credited with establishing one of the most successful chimpanzee breeding and rehabilitation programs in the country. For 29 years he was administrative director of MD Anderson's Department of Veterinary Sciences at The University of Texas in Bastrop County, Texas. Keeling's vision for housing, breeding and re-socializing chimpanzees earned him international respect. Keeling died in an automobile accident December 21, 2003. The facility that he envisioned and dedicated his life to developing now bears his name. The Michale E. Keeling Center for Comparative Medicine and Research was dedicated on February 1, 2005.

Dr. L. Garry Adams Selected Distinguished Tarleton Alumnus

Tarleton State University's agricultural traditions run deep and are built on years of producing quality professionals in many agricultural-related areas. The selection of Dr. L. Garry Adams as a 2004 Distinguished Alumnus celebrates that well-established academic foundation.

Adams is professor of veterinary pathology and the associate dean for Research and Graduate Studies for the College of Veterinary Medicine and Biomedical Sciences at Texas A&M University.

His four decades of research have resulted in more than 180 scientific publications and 76 abstracts as well as over 300 scientific presentations. He has spent almost 20 years involved in improving the scientific basis of the two largest animal health regulatory programs in the United States: brucellosis and tuberculosis. His research areas include studies of the genetic basis of natural disease resistance, molecular pathogenesis of intracellular bacterial pathogens and the development of vaccines and diagnostic tests against zoo-

notic diseases.

A 1961 graduate of Tarleton, Adams received his Bachelor of Science in Animal Science and Doctorate of Veterinary Medicine and Doctorate of Philosophy in Veterinary Pathology from Texas A&M. He was board certified by the American College of Veterinary Pathologists and began his career with the international programs division of Texas A&M.



Dr. L. Garry Adams

Snapshot of the Human-Animal Bond

Dr. Tracy Colvin's daughter, Shelby, watches with the family's Great Dane, Rock, as the clouds roll in. Colvin is a Class of '98 DVM graduate.


To submit your photo for possible publication as a "Snapshot of the Human-Animal Bond" in a future *CVM Today* issue, please email a high-resolution photo (6" by 4" at 300 dpi) to DOswald@cvm.tamu.edu



College Highlight Calendar

FALL SEMESTER 2005

August 18-19	Orientation 1VM
August 22	First day of CVM Fall Classes
September 22-25	Southwest Veterinary Symposium
October 1	Application deadline for entry into the Fall 2006 semester
October 21-23	Clinical Neurology Conference
November 4-6	Annual Equine Conference—Wound Management
November 18-19	Emergency Medicine Seminar (tentative)
November 24-25	Thanksgiving Holiday (TAMU)
December 2-3	Annual Exotic Pets Conference
December 5-9	Fall Semester final exams for CVM Classes 1VM, 2VM & 3VM
December 9-11	Annual Equine Reproduction Symposium for Veterinarians
December 23-January 3	Holiday (TAMU)



CVM Today
Office of the Dean
College of Veterinary Medicine and Biomedical Sciences
TAMU 4461
College Station, TX 77843-4461
www.cvm.tamu.edu

NON-PROFIT ORG.
U.S. POSTAGE
PAID
COLLEGE STATION
TEXAS 77843
PERMIT NO. 215

CHANGE SERVICE
REQUESTED