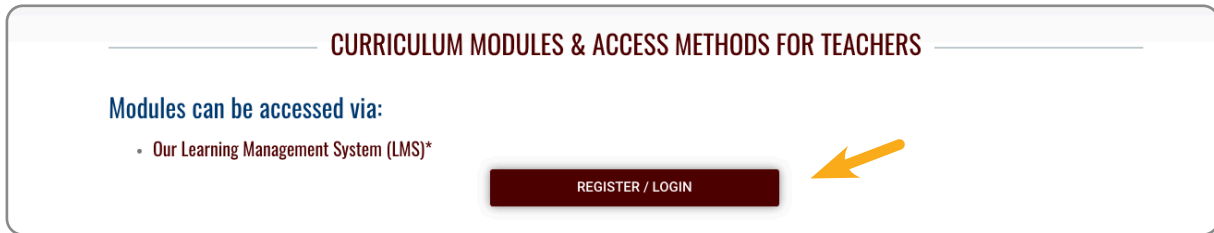
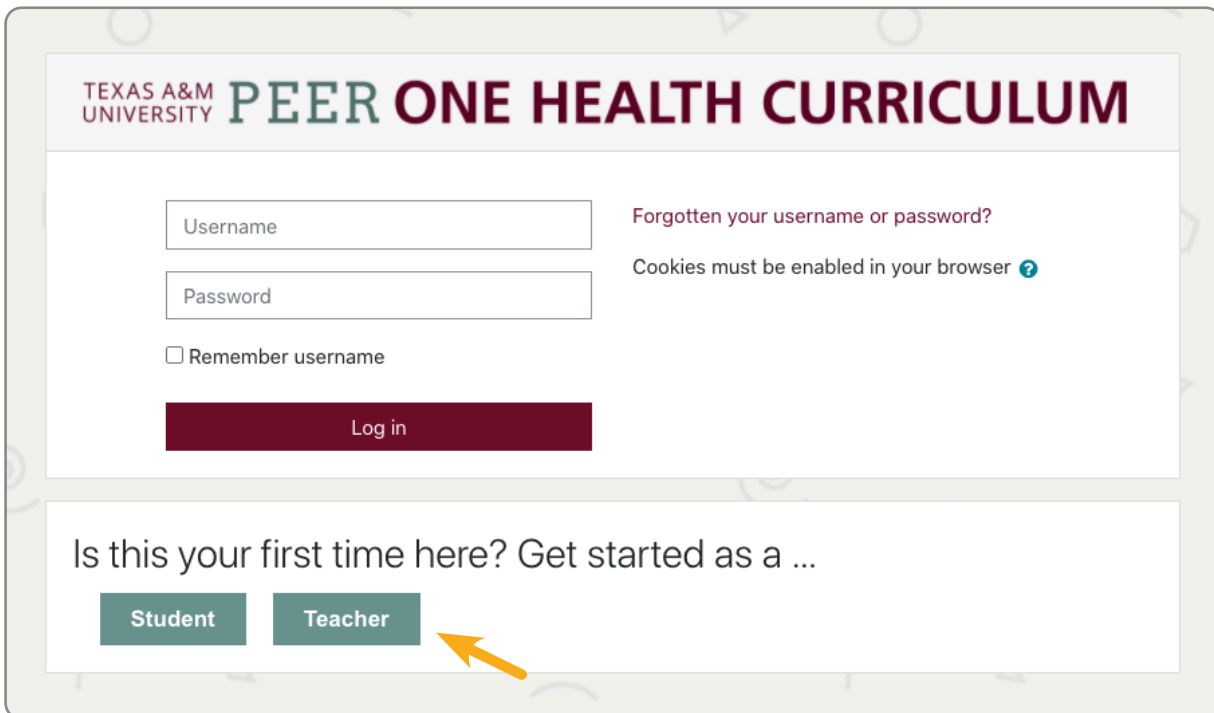


## Instructions for Teachers Using Moodle

1. Visit the website: <http://tx.ag/PEER>.
2. Click **Register/Login**.



3. Under the phrase, "Is this your first time here?" Click the **Teacher** button.



Create a username and password.  
Passwords must contain the following:

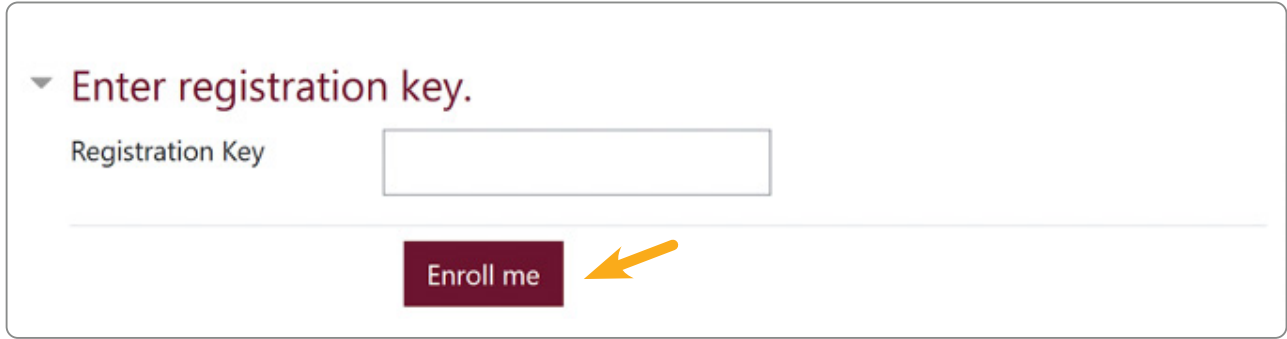
- Be at least 8 letters long
- Contain at least 1 capital letter and 1 number

4. Complete the form by filling out the additional details requested, then click **Create my new account**.

5. Click **Continue** on the screen confirming your account registration.

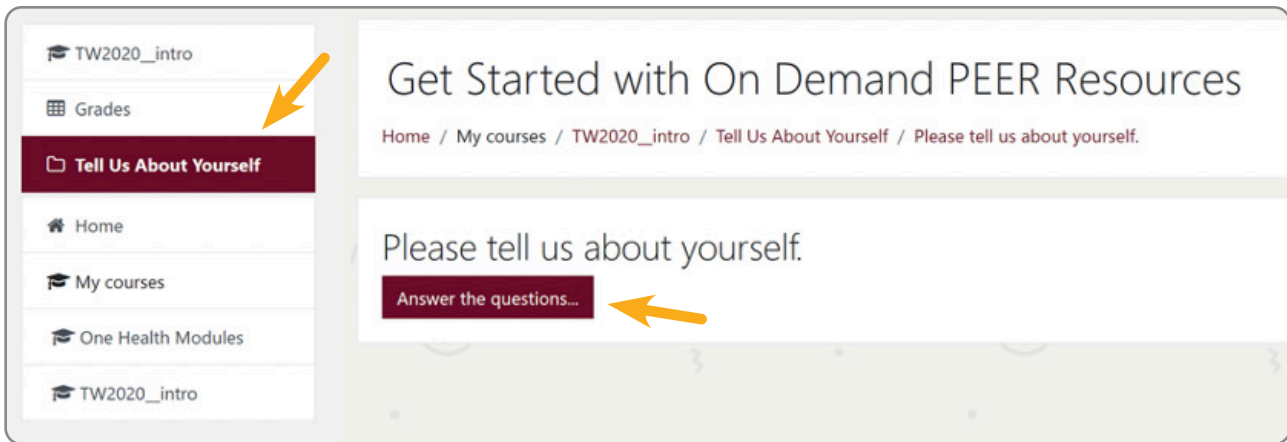
6. Select **Get Started with On Demand PEER Resources** to access PEER's One Health Program.

7. Enter the Registration Key: **PEEROneHealth** in the Registration Key field and click the **Enroll me** button.



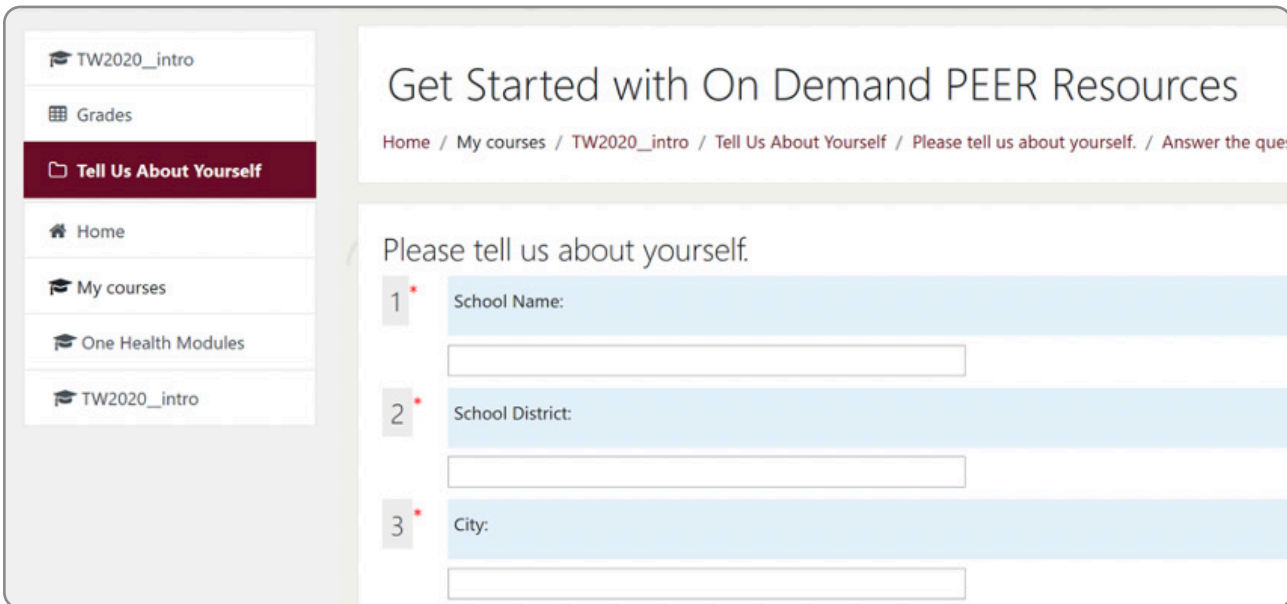
A screenshot of a web form titled "Enter registration key." It features a text input field labeled "Registration Key" and a dark red button labeled "Enroll me" below it. A yellow arrow points to the "Enroll me" button.

8. Select the **Tell Us About Yourself** tab and click **Answer the questions.**



A screenshot of a web interface showing a sidebar menu on the left with options: "TW2020\_intro", "Grades", "Tell Us About Yourself" (highlighted in dark red), "Home", "My courses", "One Health Modules", and "TW2020\_intro". A yellow arrow points to the "Tell Us About Yourself" tab. The main content area has the heading "Get Started with On Demand PEER Resources" and a breadcrumb trail: "Home / My courses / TW2020\_intro / Tell Us About Yourself / Please tell us about yourself." Below this is the text "Please tell us about yourself." and a dark red button labeled "Answer the questions..." with a yellow arrow pointing to it.

9. Please fill out all required fields, then click **Submit.**



A screenshot of the same web interface as in step 8, but now showing the registration form. The sidebar menu is the same. The main content area has the heading "Get Started with On Demand PEER Resources" and a breadcrumb trail: "Home / My courses / TW2020\_intro / Tell Us About Yourself / Please tell us about yourself. / Answer the ques". Below this is the text "Please tell us about yourself." and three numbered required fields, each with a red asterisk: "1 School Name:", "2 School District:", and "3 City:". Each field has a text input box below it. The input boxes for "School Name" and "School District" are highlighted in light blue.