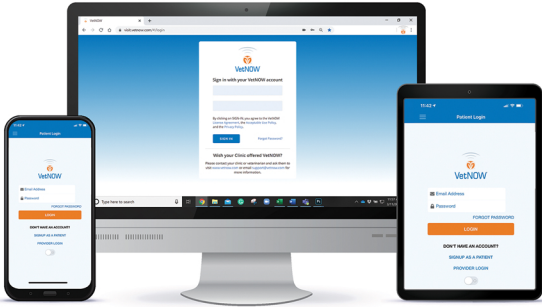




## GET STARTED

Use your camera on your iPhone or iPad to scan our QR code to go directly to the App Store to register and begin.



AVAILABLE NOW



COMING SOON



Clinic Code: \_\_\_\_\_

If you are using a laptop or desktop, please go to <https://visit.vetnow.com/register> to begin.

*Please make sure you have the latest versions of Google Chrome and Microsoft Edge on your computer. Google Chrome and Microsoft Edge will not work on a iPhone or iPad.*

## SCHEDULE APPOINTMENT



## USING A DESKTOP OR LAPTOP

**REQUEST APPOINTMENT** BACK TO LIST

Select Pet  
Dog

Select Appointment Type  
Follow Up (30 MINS)

Select Meeting Type  
video

Select Provider  
Provider (vetnow) Doctor

**BOOK AN APPOINTMENT 30-minute video visit**

Select Available Time

Mar 8 to Mar 14, 2020

SUN 8	MON 9	TUE TODAY	WED 11	THU 12	FRI 13	SAT 14
-------	-------	-----------	--------	--------	--------	--------

09:00 PM 09:30 PM 10:00 PM 10:30 PM 11:00 PM 11:30 PM

\* Please select a time to in order to confirm

**CHECK PROVIDER AVAILABILITY**

Step 1 : Sign in with your VirtualVet account at [visit.vetnow.com](https://visit.vetnow.com).

Step 2 : Select [Appointments](#)

Step 3 : Select

## ATTEND APPOINTMENT



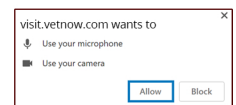
## USING A DESKTOP OR LAPTOP

Step 1 : Sign in to your account.

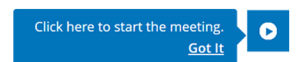
Step 2 : You can enter the waiting room five minutes prior to your appointment by selecting enter waiting room.



Step 3 : To use VirtualVet, Google Chrome and Microsoft Edge will ask you to allow VetNOW to use your microphone and camera. Please select allow.



Step 3 : When the Veterinarian enters the appointment you will be invited to start the meeting.



Step 4: When meeting is over you will receive your discharge notes via our platform.